



SERIES 80

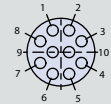
Mighty Mouse Connectors and Cables



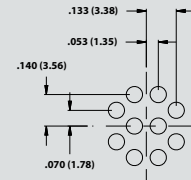
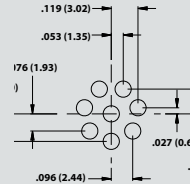
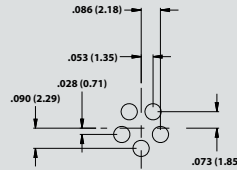
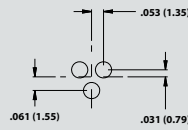
Size 20HD Standard Contact Layouts and PCB Footprints

Size 20HD Contact Specifications				Contact Arrangement					
Quantity	Max Current Rating (Amps)	AWG Accepted	Vac DWV	Series 800	Series 801	Series 802	Series 803	Series 804	Series 805
3	5	#20-#24	1000	6-23	6-23	6-23	6-23	6-23	8-23
5	5	#20-#24	1000	7-25	7-25	7-25	7-25	7-25	9-25
8	5	#20-#24	1000	8-28	8-28	8-28	8-28	8-28	10-28
10	5	#20-#24	1000	9-210	9-210	9-210	9-210	9-210	11-210
20	5	#20-#24	1000	12-220	13-220	12-220	12-220	12-220	15-220
35	5	#20-#24	1000	N/A	16-235	14-235	14-235	14-235	18-235
41	5	#20-#24	1000	N/A	17-241	15-241	N/A	N/A	19-241
55	5	#20-#24	1000	N/A	19-255	19-255	N/A	N/A	21-255
69	5	#20-#24	1000	N/A	21-269	21-269	N/A	N/A	23-269


Inert Arrangement Mating Face View of Pin Contacts



PCB Footprint



Series 800, 802, 803, 804	6-23	7-25	8-28	9-210
Series 801	6-23	7-25	8-28	9-210
Series 805	8-23	9-25	10-28	11-210
Contact Size	20HD	20HD	20HD	20HD
No. of Contacts	3	5	8	10
DWV Voltage (VAC)	1000	1000	1000	1000
Current Rating (Amps)	5	5	5	5



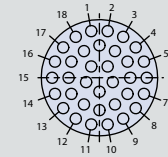
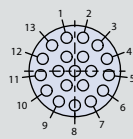
# SERIES 80

## Mighty Mouse Connectors and Cables

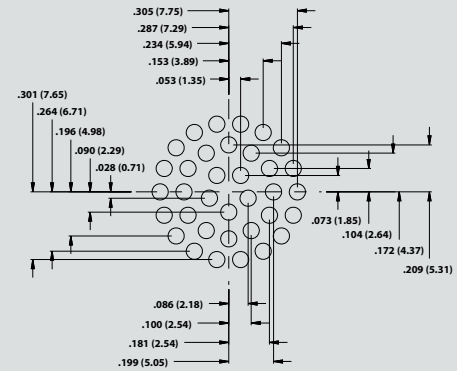
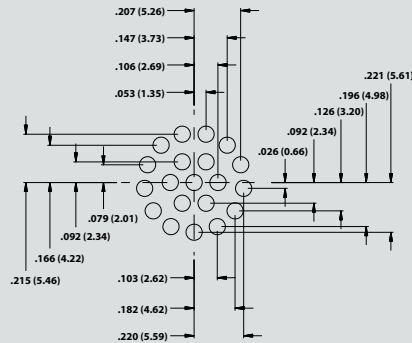


### Size 20HD Standard Contact Layouts and PCB Footprints

Inert Arrangement  
Mating Face View of Pin  
Contacts



PCB Footprint



Series 800, 802, 803, 804

12-220

14-235<sup>1</sup>

Series 801

13-220

16-235

Series 805

15-220

18-235

Contact Size

20HD

20HD

No. of Contacts

20

35

DWV Voltage (VAC)

1000


1000

Current Rating (Amps)

5

5

1. Not available for Series 800 2. Not available for Series 803 or 804



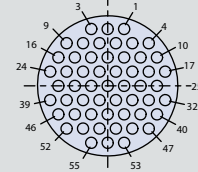
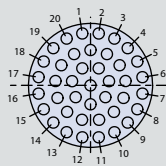
SERIES 80

Mighty Mouse Connectors and Cables

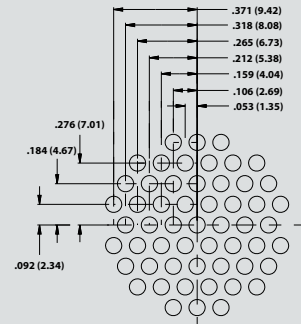
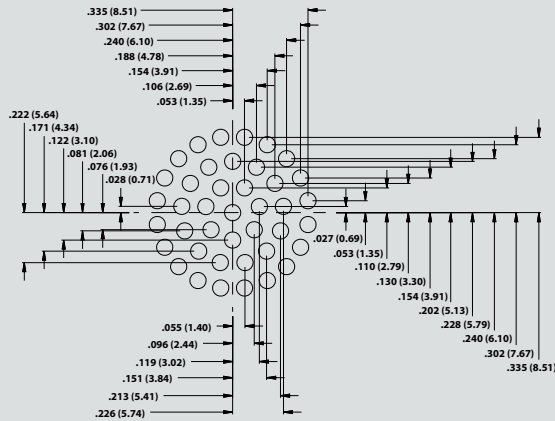


Size 20HD Standard Contact Layouts and PCB Footprints

Inert Arrangement  
Mating Face View of Pin  
Contacts



PCB Footprint

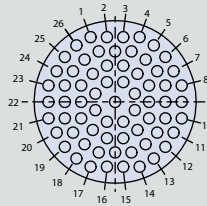


ARRANGEMENT NO. 17-241  
41 #20HD CONTACTS

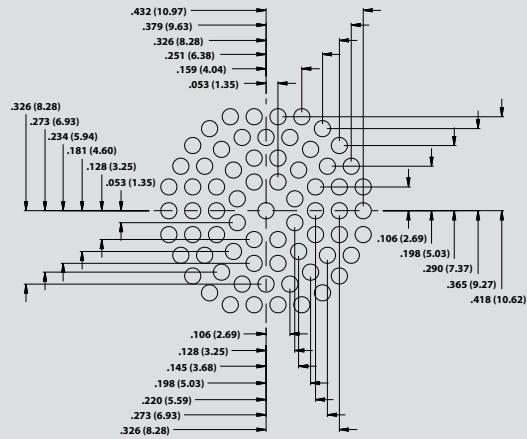
Series 800, 802, 803, 804	15-241 <sup>1,2</sup>	19-255 <sup>1,2</sup>
Series 801	17-241	19-255
Series 805	19-241	21-255
Contact Size	20HD	20HD
No. of Contacts	41	55
DWV Voltage (VAC)	1000	1000
Current Rating (Amps)	5	5

1. Not available for Series 800 2. Not available for Series 803 or 804

Inert Arrangement  
Mating Face View of Pin  
Contacts



PCB Footprint



Series 800, 802, 803, 804	21-269 <sup>1,2</sup>
Series 801	21-269
Series 805	19-241
Contact Size	20HD
No. of Contacts	69
DWV Voltage (VAC)	1000
Current Rating (Amps)	5