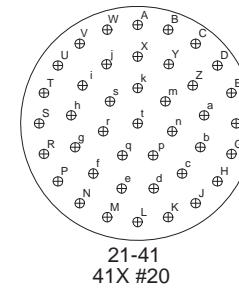
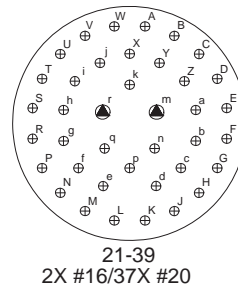
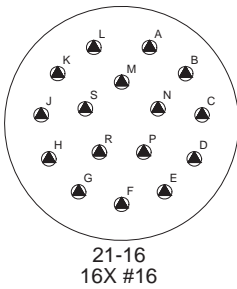
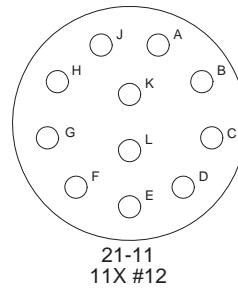
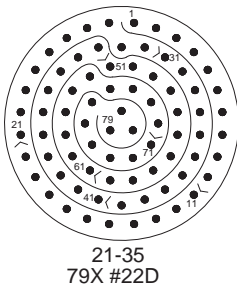
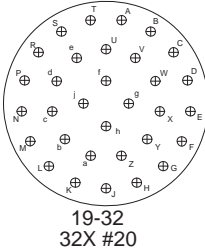
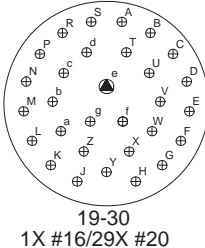
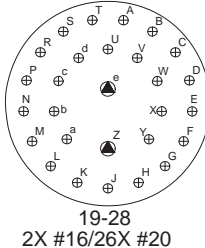
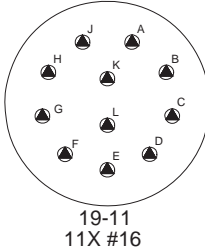
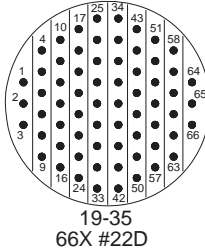
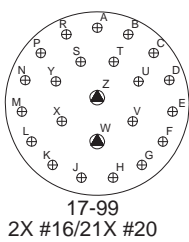
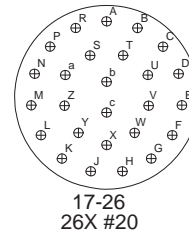
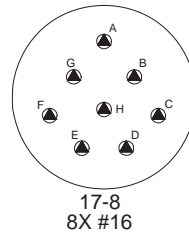
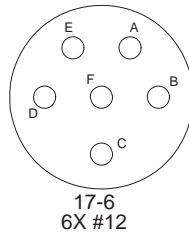
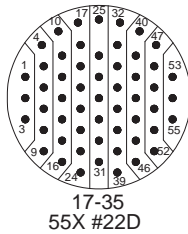
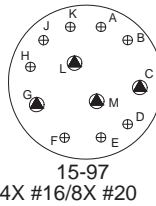
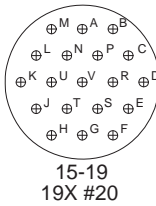
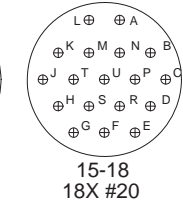
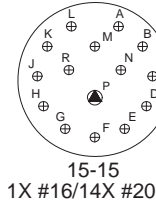
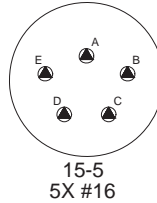
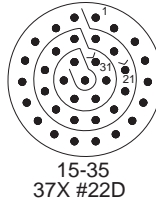
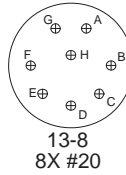
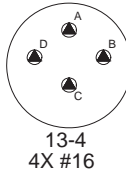
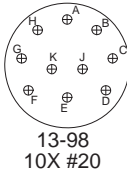
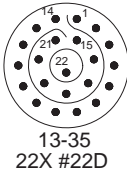
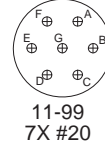
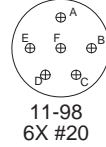
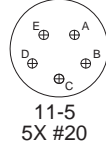
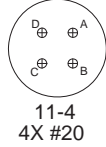
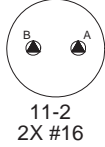
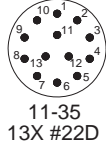
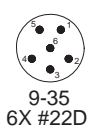
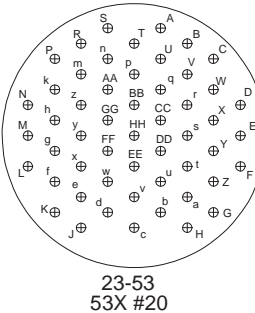
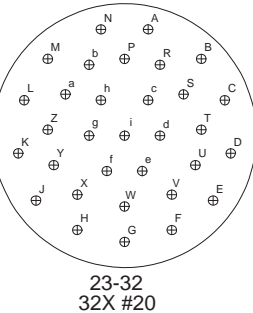
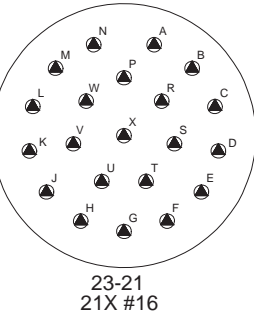
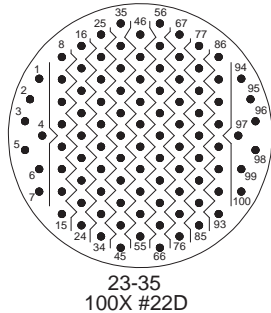


MIL-STD-1560 Insert Arrangements (Pin Front View) and Shell Polarization for MIL-DTL-38999 Series IV Type Filter Connectors

B



SYM	SIZE
●	#22D
⊕	#20
▲	#16
○	#12



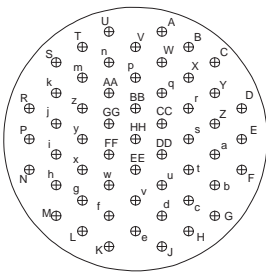
Dimensions in inches (millimeters) and are subject to change without notice.

MIL-STD-1560 Insert Arrangements (Pin Front View) and Shell Polarization for MIL-DTL-38999 Series IV Type Filter Connectors

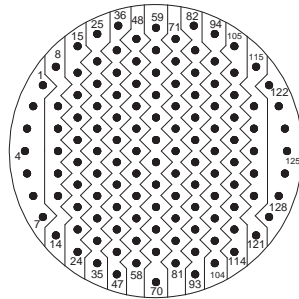


MIL-DTL-38999
Type

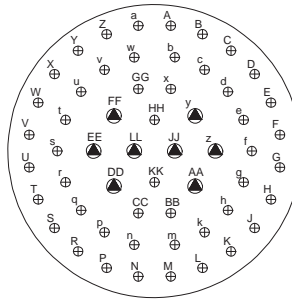
B



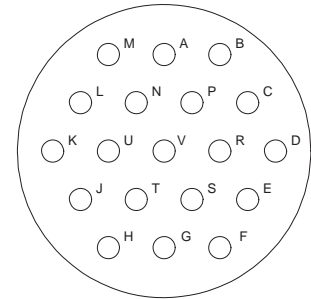
23-55
55X #20



25-35
128X #22D

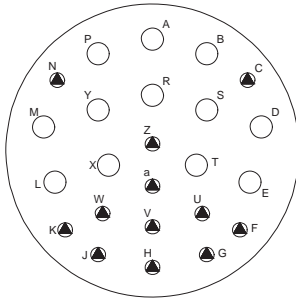


25-4
8X #16/48X #20

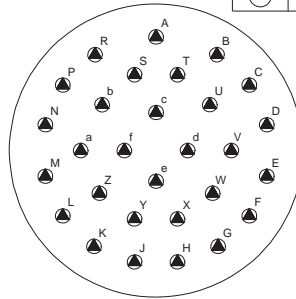


25-19
19X #12

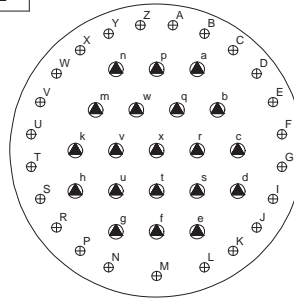
SYM	SIZE
●	#22D
⊕	#20
▲	#16
○	#12



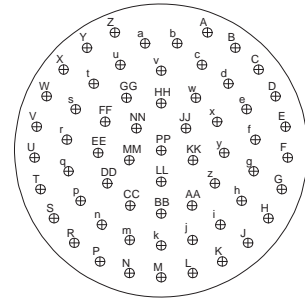
25-24
12X #12/12X #16



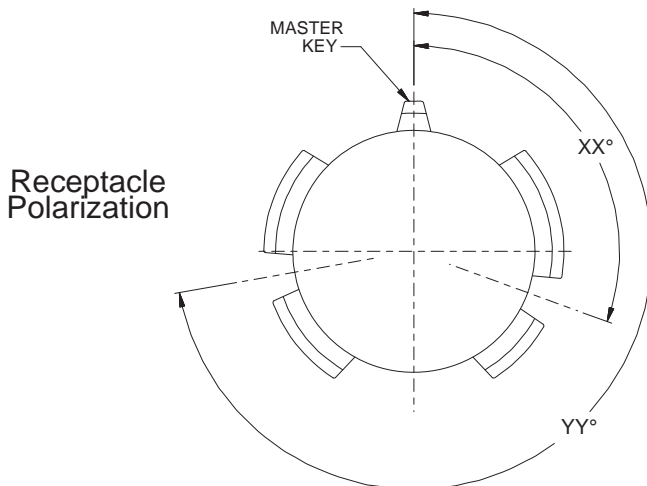
25-29
29X #16



25-43
20X #16/23X #20



25-61
61X #20



MIL-DTL-38999 Series IV Keying Positions		
Keying Position	XX° Bsc	YY° Bsc
N	110°	250°
A	100°	260°
B	90°	270°
C	80°	280°
D	70°	290°
K	120°	255°
L	120°	265°
M	120°	275°
R	120°	285°
U	0°	0°

Dimensions in inches (millimeters) and are subject to change without notice.

© 2013 Glenair, Inc.

U.S. CAGE Code 06324

Printed in U.S.A.