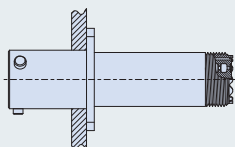
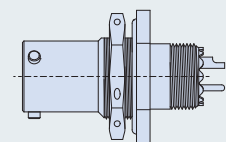
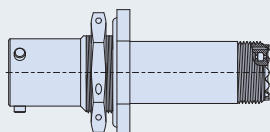
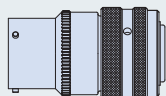
**240-381W****Wall Mount Receptacles****Page
B-6****240-381R****Wall Mount Receptacles
with Crimp Removable Contacts****Page
B-8****240-381J****Jam Nut Receptacles****Page
B-10****240-381S****Jam Nut Receptacles
with Crimp Removable Contacts****Page
B-12****240-381A****Connector Adapters****Page
B-14**

Notes

1. Materials/Finishes: Shells, Barrel, Coupling Nut, Jam Nut - See Table I
Insulators - High grade rigid dielectric/N.A.
Seals - Fluorosilicone
Contacts: Copper alloy 50 μ " Gold over 50 μ " Nickel
2. Assembly to be identified with Glenair's name, part number, and date code - space permitting.
3. Insert Arrangement in accordance with MIL-STD-1560. (Arrangement shown for reference only)
4. EMI Circular Filter Receptacle connectors designed to meet requirements of MIL-STD-2120 and MIL-DTL-38999, Series I.
5. All contacts to have identical filter value. Other filter arrangements available, contact factory.
6. Electrical Ratings: DWV- 500 VDC; Standard Operating Voltage 200 VDC (Filter class X, Y and Z are 250 VDC)
7. Insulation Resistance: 5000 MegOhms at 200 VDC for classes A, B, C, D, E, F, G, J. 1000 MegOhms at 83 VDC for classes X, Y, Z
8. Operating Temperature: -55°C to +125°C (Env Class Connectors)
9. Other filter styles (C-L, L-C, Unbalanced Pi, Multi-Stage, Multi-Value) are available, please consult the factory.

Dimensions in inches (millimeters) and are subject to change without notice.