



# SERIES 77 Heat Shrink Transitions



## 770-009 Low Profile, Heat Shrink Reduced “Wye” Transition, Size 16, 26 and 36 - How to Order



Low profile “Wye” heat shrink reduced transition boot provide an easy to install and rugged cable routing solution. Transitional boots with reduced leg to accommodate smaller exiting cable bundle. Material is available in eight options and five adhesive choices. All Adhesive lined and unlined shrink books are RoHS compliant. Transitional boots are water-tight when equipped with factory installed or user-installed adhesive. Choose boot size based on cable diameter.

How to Order							
<b>Sample Part Number</b>		<b>770</b>	<b>-009</b>	<b>Y</b>	<b>1</b>	<b>16</b>	<b>W1</b>
<b>Product Series</b>	770 = Series 77 shrink boot						
<b>Basic Number</b>	009 = Basic number						
<b>Angular Function</b>	Y = “Wye” transition						
<b>Material</b>	See material and adhesives table						
<b>Boot Size</b>	16, 26, 36; Based on cable diameter						
<b>Adhesive Lined</b>	W1, W2, W3, R, U, Omit for no adhesive; see material and adhesives table for compatibility						

Material and Adhesive Compatibility							
Material Code	Material Description (Compound No.)	Hot Melt Adhesives			High Performance Epoxy Adhesives		
		W1	W2	W3 (TACCOM approved)	R	U	
		High Temperature -55°C to 125°C	Standard -55°C to 70°C	Elastomeric -55°C to 125°C	Pre-Coat -75°C to 150°C	Two-Part -75°C to 155°C	
1	High-Performance Semi-Rigid Elastomer (2025)	●	●		●	Type U epoxy adhesive is compatible with all boot materials. Ordered separately, user-installed (779-001). Order boot with no adhesive lining.	
2	Zero Halogen Semi-Rigid Polyolefin (2010)	●	●		●		
3	General Purpose Flexible Polyolefin (2040)		●				
5	Viton Fluoroelastomer Blend (2050)	●		●	●		
6	High Performance Elastomer Alloy (2051)	●		●			
7	Semi-Rigid Polyolefin (2071)	●	●				
8	Low Outgassing Fluoropolymer Alloy (2008)	Material Type 8 not available with pre-coat adhesive. Use Type U two-part epoxy					
9	Low Temp Flexible Polyolefin (2013)		●				

### NOTES

1. See **Modification Codes** listed in Section A for material color options available for **Type 1 (compound 2025)** material.
2. Recovered dimension apply to unrestricted recovery. Dimensions may differ than shown when boots are installed over assembly.

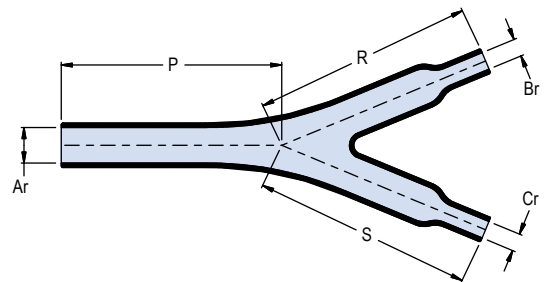
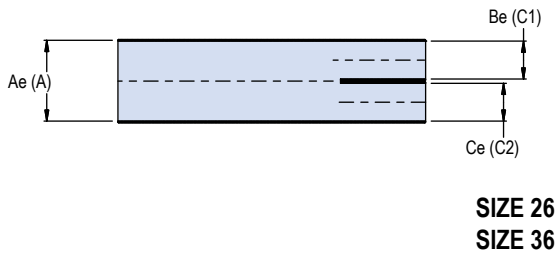
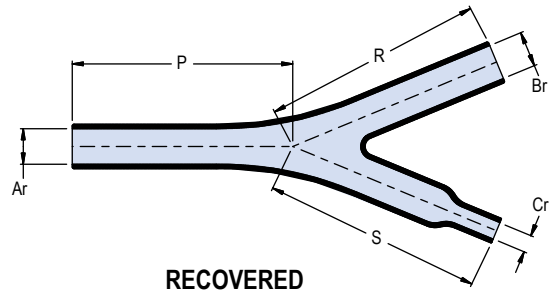
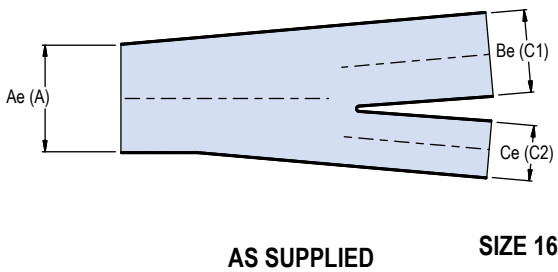


# SERIES 77 Heat Shrink Transitions



## 770-009 Low Profile, Heat Shrink Reduced “Wye” Transition, Size 16, 26 and 36 - Dimensions

### “Wye” Heat Shrink Transition: Dimensions



Dimensions									
Size	Glenair Us Part Marking	Ae Min Dia	Be Min Dia	Ce Min Dia	Ar Max Dia	Br Max Dia	Cr ±10%	P ±10%	R, S Ref
16	Y16	1.200(30.5)	.900(22.9)	.600(15.2)	.450(11.4)	.450(11.4)	.300(7.6)	2.480(63.0)	2.480(63.0)
26	Y26	.900(22.9)	.400(10.2)	.400(10.2)	.450(11.4)	.200(5.1)	.200(5.1)	2.480(63.0)	2.480(63.0)
36	Y36	1.000(25.4)	.600(15.2)	.600(15.2)	.450(11.4)	.300(7.6)	.300(7.6)	2.480(63.0)	2.480(63.0)



### “Wye” Heat Shrink Transition: Part Marking, Raised Lettering

