



SERIES 77  
AS85049 Boots



M85049/140 Straight, Low Profile Heat Shrink Boot



AS85049 lipped, straight low profile heat shrink boots provide mechanical and environmental protection from damage and debris. AS85049 straight boots are made in accordance with AS85049 and fit standard boot adapters for circular connectors. All adhesive lined and unlined shrink boots are RoHS compliant. Shrink boots are water-tight when equipped with factory installed or user-installed adhesive. Lipped boots lock into boot groove located on adapter and can be ordered with potting holes to fit your requirements. Choose boot size based on adapter diameter and cable diameter.

B

How to Order						
<b>Sample Part Number</b>	<b>M85049/140</b>	<b>-09</b>	<b>H</b>	<b>C</b>	<b>D</b>	<b>P</b>
<b>Product Series</b>	M85049/140 = straight low profile AS85049 boot					
<b>Dash No.</b>	09, 10, 11, 12, 13, 14, 15, 16, 17, 18; see dimension table					
<b>Material</b>	A, B, G, H; see material table					
<b>Adhesive Option</b>	C = adhesive lined, see adhesive table U = no adhesive					
<b>Drain Holes</b>	D = drain holes Omit for none					
<b>Injection-Vent Ports</b>	P = injection-vent port Omit for none					

Material			
Material	Compound	Material Description	Color Code
A	2071	Polyolefin Semi-Rigid	White
B	2040	Polyolefin Flexible	Red
G	2010	Polyolefin	Green
H	2025	Elastomeric	Blue

Adhesive		
Code	Material	Description
C	Material A, G, H	-55° to +125°C Hot Melt adhesive
	Material B	-55° to +70°C Zero Halogen/Hot Melt
For applications exposed to temperatures reaching 150°C contact the factory		

**NOTES**


1. See bag identification for matching boot number, no number on boot. See part number development for full description
2. Encircled material letter designator located on O.D. approximately mid length along the 'J' end see part number development for full description
3. Recovered dimension apply to unrestricted recovery. Dimensions may differ than shown when boots are installed over assembly.



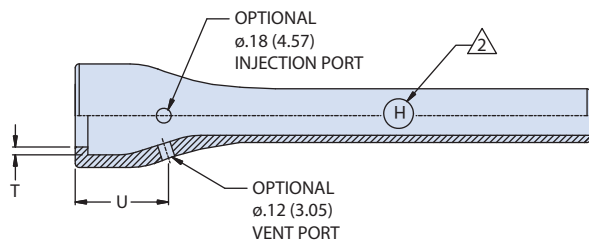
SERIES 77  
AS85049 Boots



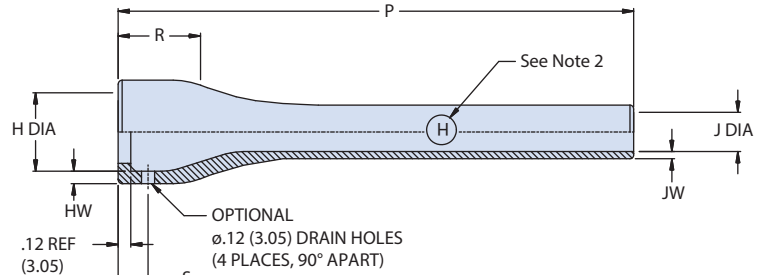
M85049/140 Straight, Low Profile Heat Shrink Boot



AS SUPPLIED



AS RECOVERED WITH INJECTION-VENT PORT



AS RECOVERED WITH DRAIN HOLES

REF: AS85049/140  
(FIGURE 2, STRAIGHT, LOW PROFILE)

B

Dimensions

Dash No See Note 1	H Dia* Min	H Dia** Max	J Dia* Min Material A,B,H	J Dia** Min Material G	J Dia Max**	P** ±10%	R** Ref	T** Ref	HW** ±20%	JW** Max	S** ±10%	U** ±10% See Note 4
09	0.88 (22.4)	0.47 (11.9)	0.88 (22.4)	0.55 (14.0)	0.25 (6.4)	4.17 (105.9)	0.46 (11.7)	0.04 (1.0)	0.06 (1.5)	0.05 (1.1)	0.23 (5.8)	0.56 (14.2)
10	0.98 (24.9)	0.59 (15.0)	0.98 (24.9)	0.63 (16.0)	0.30 (7.6)	4.77 (121.2)	0.48 (12.2)	0.04 (1.0)	0.06 (1.5)	0.05 (1.1)	0.24 (6.1)	0.59 (15.0)
11	1.16 (29.5)	0.75 (19.1)	1.16 (29.5)	0.72 (18.3)	0.33 (8.4)	5.46 (138.7)	0.48 (12.2)	0.04 (1.0)	0.07 (1.8)	0.05 (1.1)	0.47 (11.9)	0.61 (15.5)
12	1.34 (34.0)	0.91 (23.1)	1.34 (34.0)	0.84 (21.3)	0.39 (9.9)	6.28 (159.5)	0.48 (12.2)	0.04 (1.0)	0.07 (1.8)	0.05 (1.1)	0.47 (11.9)	0.62 (15.7)
13	1.47 (37.3)	1.18 (30.0)	1.47 (37.3)	0.91 (23.1)	0.43 (10.9)	7.00 (177.8)	0.55 (14.0)	0.07 (1.7)	0.08 (2.0)	0.05 (1.1)	0.47 (11.9)	0.71 (18.0)
14	1.72 (43.7)	1.34 (34.0)	1.72 (43.7)	1.07 (27.2)	0.48 (12.2)	8.00 (203.2)	0.60 (15.2)	0.07 (1.7)	0.08 (2.0)	0.05 (1.1)	0.47 (11.9)	0.78 (19.8)
15	1.97 (50.0)	1.62 (41.1)	1.97 (50.0)	1.24 (31.5)	0.57 (14.5)	8.00 (203.2)	0.60 (15.2)	0.07 (1.7)	0.09 (2.3)	0.06 (1.5)	0.30 (7.6)	0.82 (20.8)
16	2.47 (62.7)	1.85 (47.0)	2.47 (62.7)	1.54 (39.1)	0.71 (18.0)	8.00 (203.2)	0.63 (16.0)	0.08 (2.0)	0.10 (2.5)	0.06 (1.5)	0.63 (16.0)	0.92 (23.4)
17	2.73 (69.3)	2.36 (59.9)	2.73 (69.3)	1.70 (43.2)	0.79 (20.1)	8.00 (203.2)	0.63 (16.0)	0.08 (2.0)	0.10 (2.5)	0.06 (1.5)	0.63 (16.0)	0.93 (23.6)
18	3.22 (81.8)	2.64 (67.1)	3.22 (81.8)	2.01 (51.1)	0.91 (23.1)	8.00 (203.2)	0.63 (16.0)	0.08 (2.0)	0.10 (2.5)	0.06 (1.5)	0.63 (16.0)	1.23 (31.2)

\*As Supplied \*\*As Recovered