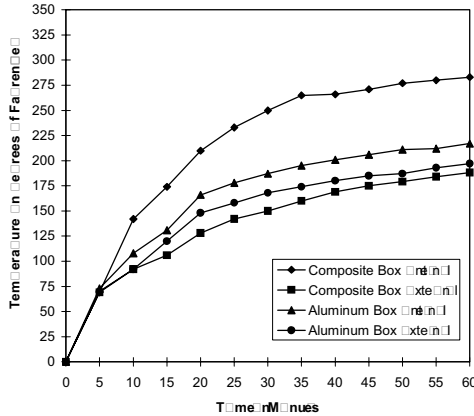


Glenair CostSaver Composite EMI/RFI Junction Boxes Electrical Performance Specifications

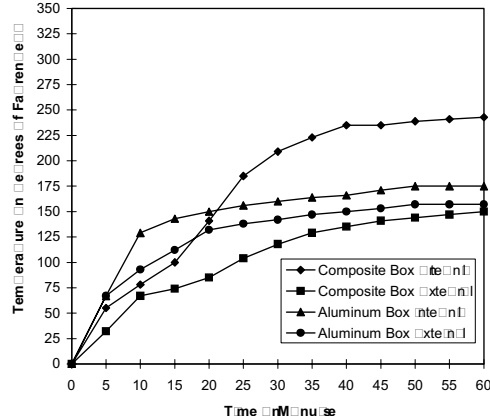


Composite
Junction
Boxes

Thermal Conductivity at 60,000 Feet Elevation

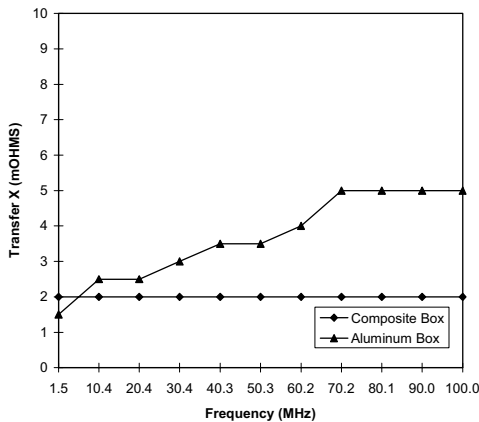


Thermal Conductivity at Sea Level

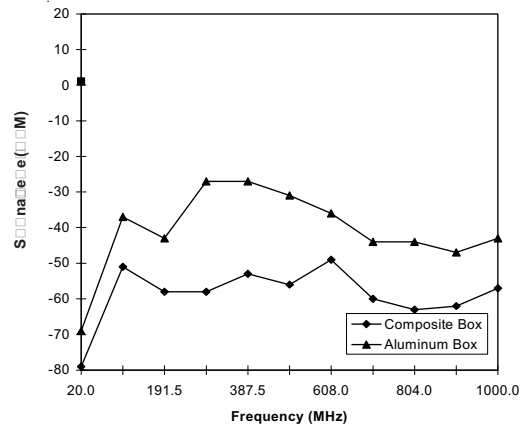


Consult factory for thermally conductive material option 10-20 w/mk

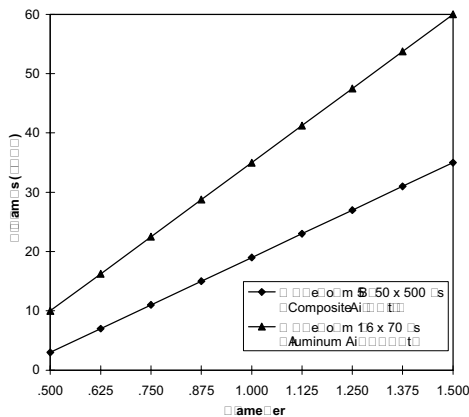
Transfer Impedance



Radiated Emissions



Indirect Lightning Strike Threshold
SAE - AE4L-87-3, Wave Forms 1 & 5B



The values shown for indirect lightning strike represent the approximate threshold of conductive composite tubular attachment components having diameters equal to those listed. For example, connector shell size is calculated in .0625 increments; shell size 10 = 10 x .0625 or .625 diameter. Cable entry diameter is another consideration. Use the smallest part diameter when evaluating thresholds. Consult factory for additional information.

