

Series 66 Protective Covers

for Series 802 AquaMouse Connectors

667-241 Plug Cover

MM802 Plug Cover











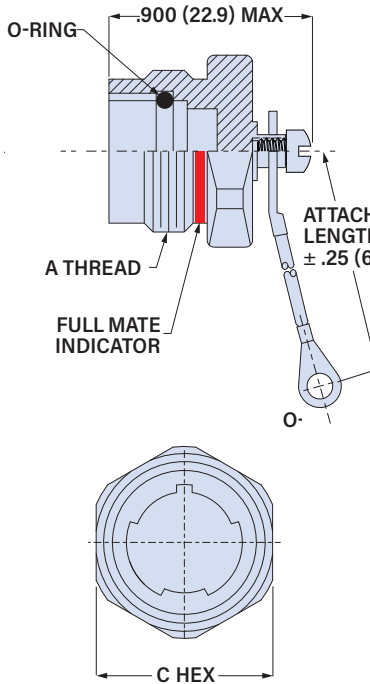
316 stainless steel. 3500 PSI pressure rating. Universal polarizing. 667-241 protective cover fits Glenair Series 802 AquaMouse plug connectors. 316 stainless steel, passivated, with stainless steel fittings. Viton O-ring.

PART NUMBER

	667-241	-G	10	01	-5
Base P/N	667-241				
Attachment Type	-N No Attachment <i>See Table 1 for Attachment Types</i>				
Shell Size	5 6 7 8 9 10 12 14 15 21				
Attachment Ring	<i>Omit for Attachment Types N and SK</i> <i>See Table 2 for Attachment Ring Codes</i>				
Attachment Length	<i>Omit for Attachment Type N</i> <i>Length in One Inch Increments</i>				

TABLE 1 ATTACHMENT TYPE

D		SST Bead Chain .125 (3.2) diameter, size 6, -65 to +200 °C
F		Wire Rope, Blue Nylon Jacket 6/6 nylon over stainless steel rope, fair flexibility, good abrasion resistance, -55 to +100 °C
G		Black Nylon Rope Very flexible, good abrasion and fuel resistance, .094 (2.4) diameter, -55 to +100 °C
H		Wire Rope, Clear FEP Jacket Clear FEP jacket over SST rope, fair flexibility, good abrasion resistance, .100" diameter, -65 to +200 °C
S		Sash Chain #8 sash chain, stainless steel. Length tolerance is ± one link. .280 (Z1)
SK		Nylon Rope with Slip Knot Very flexible, good abrasion and fuel resistance, .094 (2.4) diameter. Length includes .5" (13mm) dia. loop, -55 to +100 °C
T		SST Wire Rope, No Jacket Good flexibility, good abrasion resistance, .047 (1.2) diameter, passivated, -65 to +200 °C
U		Wire Rope, Black Polyurethane Stainless steel rope with black polyurethane coating, flexible, excellent abrasion resistance and resistance to fuels, .080" (2mm) diameter, -55 to +125 °C



Shell Size	A Thread Class 2A	C Hex In.	C Hex mm.
5	.4375-28 UNEF	.500	12.7
6	.5625-20 UN	.625	15.9
7	.6250-20 UN	.688	17.5
8	.6875-20 UN	.750	19.1
9	.7500-20 UNEF	.812	20.6
10	.8125-20 UNEF	.875	22.2
12	.8750-20 UNEF	.938	23.8
14	1.0625-20 UN	1.125	28.6
15	1.1250-20 UN	1.188	30.2
21	1.4375-20 UN	1.562	39.7

TABLE 2 ATTACHMENT RING

EYELET		
Code	Eyelet I.D. ± .010 (0.3)	
	In.	mm.
01	.125	3.2
02	.145	3.7
04	.182	4.6
06	.197	5.0
SOLID RING		
Code	Ring I.D. ± .015 (0.4)	
	In.	mm.
32	.265	6.7
29	.315	8.0
14	.385	9.8
15	.445	11.3
33	.510	13.0
16	.570	14.5
17	.635	16.1
18	.695	17.7
27	.766	19.5
31	.820	20.8
19	.885	22.5
26	.950	24.1
28	1.015	25.8
20	1.070	27.2
21	1.135	28.8
22	1.210	30.7
23	1.275	32.4
30	1.380	35.1
24	1.530	41.4