


Series 806 Mil-Aero Connectors

806-060 ThermaRex Cryogenic Plug



Extreme low-temperature 806-060 ThermaRex Cryo plug connectors are rated to perform in temperatures as low as -195° C. Intended for use in sub-zero harsh applications such as space vehicles or aircraft zones subject to high altitude, while providing size and weight savings compared to conventional aerospace-grade circular connectors. Rugged ratchet mechanism and unique triple-start mating thread provide improved de-coupling resistance under vibration. Shell styles include integrated metric accessory thread or band platform.

Features

- Operating temperature -195°C to +200°C
- Special low-temperature 300G shock and aerospace vibration testing while submerged in liquid nitrogen
- Triple-start stub ACME mating thread
- High density #22HD and #20HD arrangements for reduced size and weight plus #16, #12 and #8 standard and hybrid contact layouts
- Aerospace-grade materials, construction
- Band platform or accessory threads

Specifications

- Dielectric withstanding voltage
#22HD contacts: 1300 VAC
#20HD contacts: 1800 VAC
#16 contacts: varies, contact factory
#12 contacts: varies, contact factory
#8 contacts: varies, contact factory
- Mating durability: 500 cycles
- Mechanical shock: EIA-364-27, 300g.
- Vibration (sine): MIL-DTL-38999M, 60g.
- Vibration (random) EIA-364-28 Condition VI, Letter J, 43.92 Grms, +200°C
- High Impact shock: MIL-S-901 Grade A
- Humidity: EIA-364-31 Method 4
- Salt spray (dynamic): EIA-364-26, 500 hours (96 hours for nickel-plated versions)
- Fluid immersion: EIA-364-10
- Altitude immersion: EIA-364-03 75,000 feet altitude
- Indirect Lightning Strike: EIA-364-75 Type B Level 2 10kA Peak

Connector Construction

- Shell: passivated CRES or Aluminum Alloy
- Contacts: copper alloy, gold plate
- Insulator: high grade rigid dielectric
- Interfacial seal, grommet: Duraelectric K low-temp silicone

How To Order ThermaRex Series 806 Mil-Aero Plug							
SAMPLE PART NUMBER		806-060	-Z1	11-19	S	M	A
Series / Basic Part No.	806-060 ThermaRex Cryogenic Plug						
Material/Finish	ME = Aluminum Alloy / Electroless Nickel Z1 = Stainless Steel / Passivated						
Shell Size/Insert Arr.	See Table I						
Contact Style	A = Pin connector less contacts		P = Pin				
	B = Socket connector Less contacts		S = Socket				
Shell Style	M = Metric (Accessory Thread) B = Band (platform for attaching cable shield.)						
Polarization	A, B, C, D, E, F						


Table I: Shell Size - Insert Arrangement																	
Contact Layout	Number of Contacts					Contact Layout	Number of Contacts					Contact Layout	Number of Contacts				
	22HD	20HD	16	12	8		22HD	20HD	16	12	8		22HD	20HD	16	12	8
7-3	3					22-69		69				16-2				2	
8-4	4					24-92		92				18-3				3	
8-7	7					8-1			1			20-4				4	
9-11	11					10-2			2			22-5				5	
10-15	15					11-4			4			24-8				8	
11-19	19					12-5			5			10-8A	6		2		
12-26	26					14-7			7			11-13	11		2		
14-39	39					16-12			12			12-27	26		1		
16-60	60					18-15			15			14-21	17		4		
18-85	85					20-22			22			16-41	37		4		
20-110	110					22-24			24			18-59	55		4		
22-140	140					24-35			35			11-14	13			1	
24-186	186					9-1				1		12-14	12			2	
8-3		3				12-2				2		14-22	20			2	
9-5		5				14-3				3		16-42	40			2	
10-8		8				16-4				4		18-62	60			2	
11-10		10				16-7				7		14-20A	19			1	
12-15		15				18-8				8		16-22	20			2	
14-20		20				20-11				11		18-21	18			3	
16-31		31				22-13				13		20-28	24			4	
18-41		41				24-19				19		22-44	40			4	
20-55		55				10-1					1	24-97	93			4	

CRYOGENIC, MICRO MINIATURE CIRCULAR

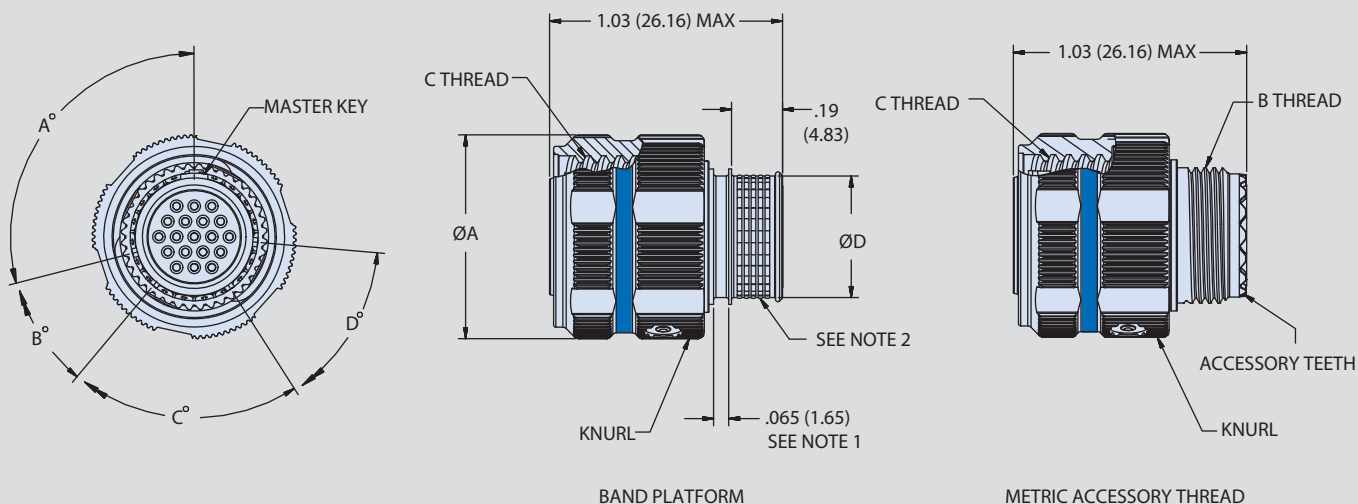
Series 806

Mil-Aero Connectors

806-060 ThermoRex Cryogenic Plug



ThermoRex™
CRYO



BAND PLATFORM

METRIC ACCESSORY THREAD

806-060 Dimensions

SHELL SIZE	ØA MAX	B THREAD	C MATING THREAD	Ø D
7	.606 (15.39)	M8X 1-6g-.100R	.4375-.067P-.2L-TS-2B	.267 (6.78)
8	.676 (17.17)	M10 X 1-6g-.100R	.500-.067P-.2L-TS-2B	.327 (8.31)
9	.774 (19.66)	M12 X 1-6g-.100R	.562-.067P-.2L-TS-2B	.406 (10.31)
10	.832 (21.13)	M14 X 1-6g-.100R	.625-.067P-.2L-TS-2B	.484 (12.29)
11	.890 (22.61)	M15 X 1-6g-.100R	.688-.067P-.2L-TS-2B	.524 (13.31)
12	.950 (24.13)	M17 X 1-6g-.100R	.750-.067P-.2L-TS-2B	.603 (15.32)
14	1.110 (28.19)	M19 X 1-6g-.100R	.875-.067P-.2L-TS-2B	.681 (17.30)
16	1.170 (29.72)	M22 X 1-6g-.100R	1.000-.067P-.2L-TS-2B	.782 (19.86)
18	1.350 (34.29)	M25 X 1-6g-.100R	1.1250-.067P-.2L-TS-2B	.899 (22.83)
20	1.470 (37.34)	M28 X 1-6g-.100R	1.250-.067P-.2L-TS-2B	1.043 (26.49)
22	1.600 (40.64)	M31 X 1-6g-.100R	1.375-.067P-.2L-TS-2B	1.155 (29.34)
24	1.710 (43.43)	M34 X 1-6g-.100R	1.500-.067P-.2L-TS-2B	1.273 (32.33)

NOTES:

1. Boot groove for use with overmolded strain relief or 809-060 heat shrink boots
2. Terminate shield with Glenair Band-Master ATS tool 601-108 and Glenair Nanoband