

MIL-DTL-38999 Series III Type

233-253 Jam-nut mount with solder cup and banding porch

HERMETIC CONNECTORS

Part Number Development										
Sample Part Number	233-253			-M	07	ME	17	-8	P	N
Series / Basic Part No.	Series 23 SuperNine CODE RED hermetic connector									
Band Style	M = Micro Band N = Nano Band S = Standard Band; see band style table									
Connector Style	07 = Receptacle, jam nut (D38999/23)									
Material/Finish*	ME = Aluminum alloy 6061-T6, electroless nickel									
Shell Size*	Per MIL-DTL-38999 Series III									
Insert Arrangement*	Per MIL-STD-1560									
Contact Style	P = Pin, gold, 500 cycles					S = Socket, gold, 500 cycles				
Polarization*	A, B, C, D, E, N = Normal; see section A for key position details									

*Refer to Section A for complete details, consult factory for additional options
Modification codes may be added directly to the end of any valid part number

Dimensions							
Shell Size Code	Shell Size	A Thread .1P-.3L-TS-2A	Ø B	C Sq	D Flat	E Thread ISO Metric	F
A	9	.6250	1.200 (30.48) 1.178 (29.92)	1.078 (27.38) 1.048 (26.62)	.654 (16.61) .645 (16.38)	M17 X 1.0-6g 0.100R	.122 (3.10) .083 (2.11)
B	11	.7500	1.386 (35.20) 1.362 (34.59)	1.268 (32.21) 1.236 (31.39)	.755 (19.18) .745 (18.92)	M20 X 1.0-6g 0.100R	
C	13	.8750	1.512 (38.40) 1.488 (37.80)	1.390 (35.31) 1.358 (34.49)	.942 (23.93) .932 (23.67)	M25 X 1.0-6g 0.100R	
D	15	1.0000	1.638 (41.61) 1.614 (41.00)	1.516 (38.51) 1.484 (37.69)	1.066 (27.08) 1.056 (26.82)	M28 X 1.0-6g 0.100R	
E	17	1.1875	1.764 (44.81) 1.740 (44.20)	1.642 (41.71) 1.610 (40.89)	1.191 (30.25) 1.181 (30.00)	M32 X 1.0-6g 0.100R	
F	19	1.2500	1.949 (49.50) 1.925 (48.90)	1.827 (46.41) 1.795 (45.59)	1.316 (33.43) 1.306 (33.17)	M35 X 1.0-6g 0.100R	.153 (3.89) .114 (2.90)
G	21	1.3750	2.075 (52.71) 2.051 (52.10)	1.953 (49.61) 1.921 (48.79)	1.441 (36.60) 1.431 (36.35)	M38 X 1.0-6g 0.100R	
H	23	1.5000	2.201 (55.91) 2.177 (55.30)	2.079 (52.81) 2.047 (51.99)	1.566 (39.78) 1.556 (39.52)	M41 X 1.0-6g 0.100R	
J	25	1.6250	2.323 (59.00) 2.299 (58.39)	2.205 (56.01) 2.173 (55.19)	1.691 (42.95) 1.681 (42.70)	M44 X 1.0-6g 0.100R	

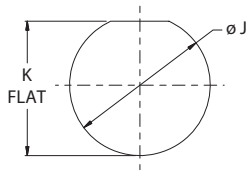
NOTES

1. Meets the applicable mechanical, dimensional, electrical, environmental, and sealing requirements of MIL-DTL-38999 Series III, D38999/23, and MIL-STD-1560 except as shown and/or noted. Mates with any QPL manufacturers MIL-DTL-38999, Series III connectors having the same shell size, insert arrangement, opposite contact gender and polarization.
2. Insert arrangement in accordance with MIL-STD-1560. Contact manufacturer for available arrangement options
3. Dimensions shown comply with applicable MIL-DTL-38999/23
4. Connectors have been tested and meet applicable performance requirements of MIL-DTL-38999, series III, class N and Y. See Glenair test report GT-16-223
5. Performance
 - Operation temperature range: -65°C to +200°C
 - Leak rate: 1 x 10⁻⁷ cc/s max helium, 1 ATM
 - IR: 5,000 megohms min at room temperature per MIL-DTL-38999
 - DWV: see service rating per applicable MIL-STD-1560 arrangements

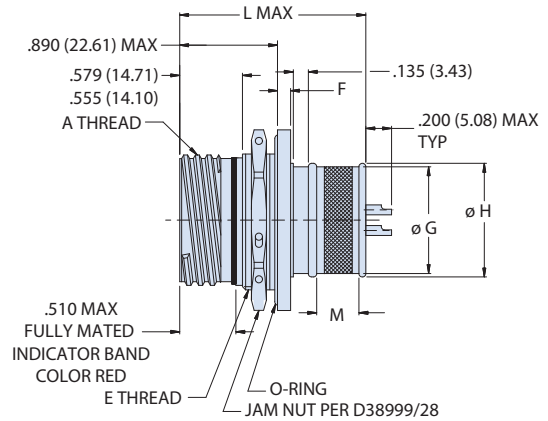
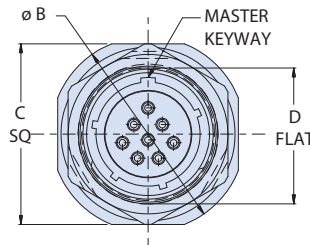
MIL-DTL-38999 Series III Type

233-253 Jam-nut mount with solder cup and banding porch

CODE RED



RECOMMENDED PANEL CUT OUT



Panel Cut-Out Dimensions			
Shell Size Code	Shell Size	Ø J	K Flat
A	9	.703 (17.86)	.661 (16.79)
		.693 (17.60)	.655 (16.64)
B	11	.835 (21.21)	.771 (19.58)
		.825 (20.96)	.761 (19.33)
C	13	1.020 (25.91)	.955 (24.26)
		1.010 (25.65)	.945 (24.00)
D	15	1.145 (29.08)	1.085 (27.56)
		1.135 (28.83)	1.075 (27.30)
E	17	1.270 (32.26)	1.210 (30.73)
		1.260 (32.00)	1.200 (30.48)
F	19	1.395 (35.43)	1.335 (33.91)
		1.385 (35.18)	1.325 (33.65)
G	21	1.520 (38.61)	1.460 (37.08)
		1.510 (38.35)	1.450 (36.83)
H	23	1.645 (41.78)	1.585 (40.26)
		1.635 (41.53)	1.575 (40.00)
J	25	1.770 (44.96)	1.710 (43.43)
		1.760 (44.70)	1.700 (43.18)

Integral Backshell Dimensions			
Shell Size Code	Shell Size	ØG	ØH
A	9	0.475	0.538
B	11	0.600	0.662
C	13	0.700	0.762
D	15	0.835	0.898
E	17	0.960	1.022
F	19	1.062	1.125
G	21	1.188	1.250
H	23	1.275	1.338
J	25	1.475	1.538

Band Style Table			
Sym	Description	L Max	M
M	Micro Band	1.450 (36.83)	.190 (4.83)
N	Nano Band	1.410 (35.81)	.145 (3.68)
X	Standard Band	1.780 (45.21)	.380 (9.65)

Material/Finish

- Shell and jam-nut: aluminum alloy 6061-T6/nickel plate per D38999 series III, Class F
- Insulator: high grade rigid dielectric/N.A.
- O-ring and seals: fluorosilicone/N.A.
- Contacts: copper alloy/gold plated
- Sealing compound: silicone base polymer

HERMETIC CONNECTORS