

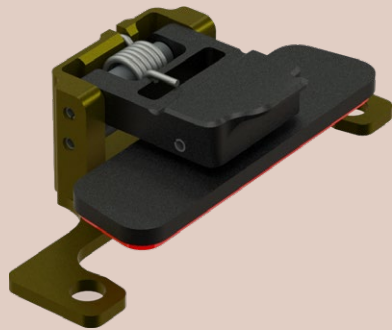
SPRING ACTION

ProSeal™ environmental connector covers

for rear-mount Series 79 connectors
(790-026 and 790-027)

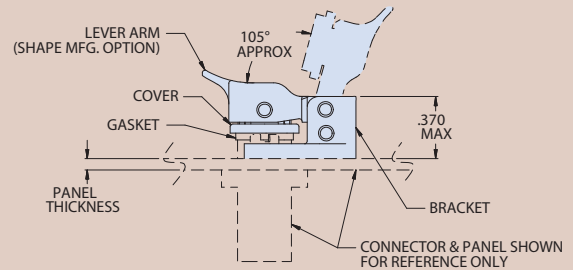
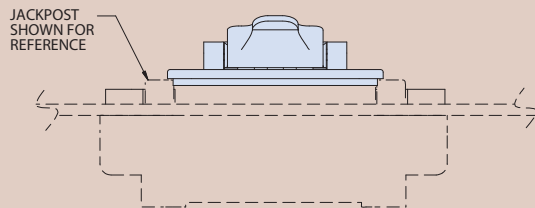
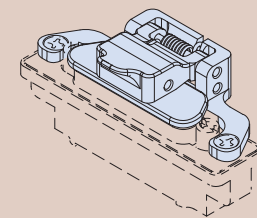
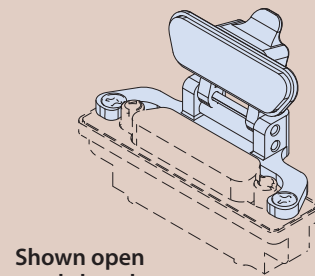
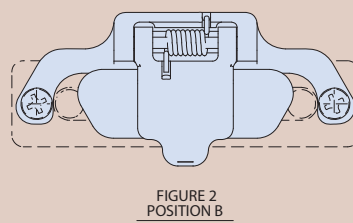
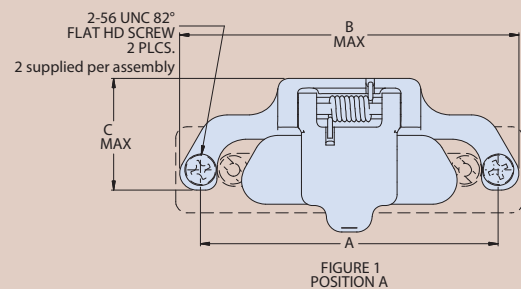


667-486 PROSEAL PROTECTIVE COVER FOR SERIES 79 CONNECTORS



- Pressure seal, dust and spray resistant
- Self-aligning
- Positive spring-action in closed position. Locks open at approximately 105° from receptacle face.

How to Order 667-486							
Sample Part Number		667-486	NF	F	T3	A	K
Series	ProSeal protective cover for Series 79 connectors						
Finish	See Table II						
Shell Size	See Table I						
Panel Thickness	See Table III						
Connector Position	A = Figure 1 B = Figure 2						
Mounting Kit	K = supplied with mounting kit (Two 2-56 UNC 82° flat head mounting screws supplied per assembly) Omit for no mounting kit						



MATERIAL / FINISH

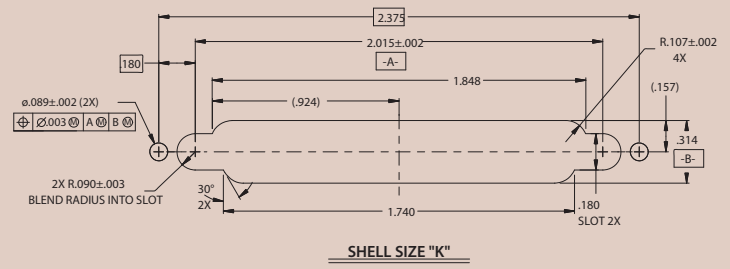
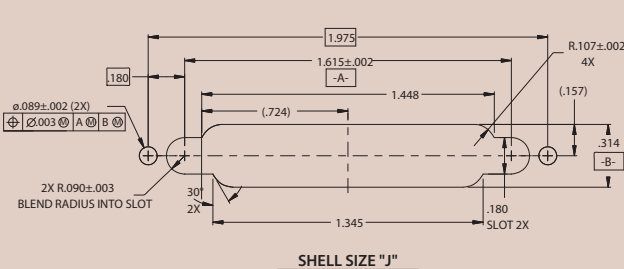
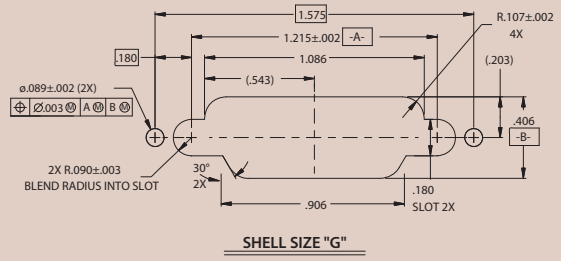
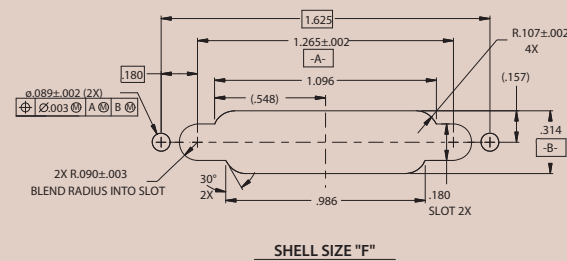
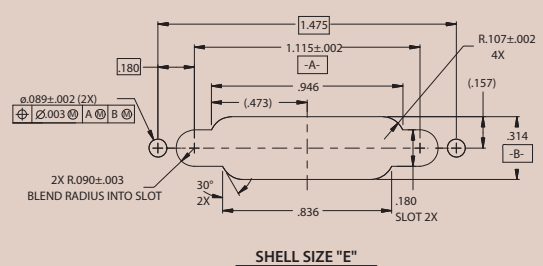
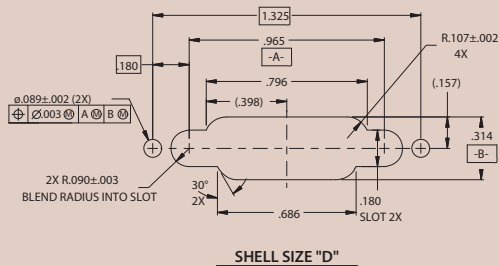
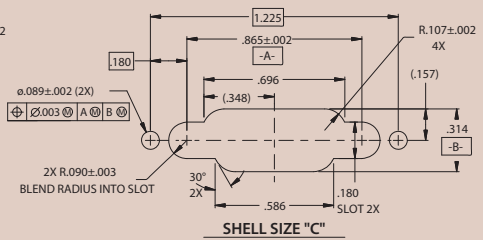
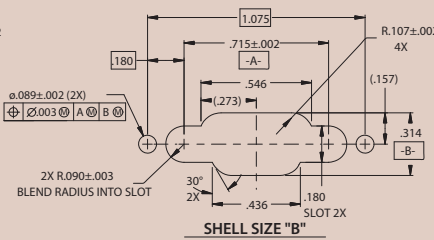
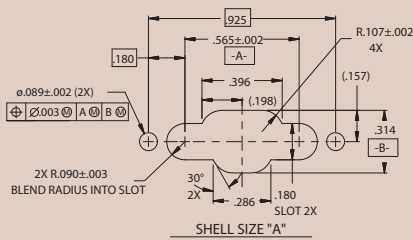
Bracket - Aluminum Alloy / see Table II
 Cover, Lever Arm - Thermoplastic, black
 Spings / Pins - 300 Series SST / Passivate
 Sleeves - Delrin Gasket - Silicone



Shell Size	A		B max		C max	
	in	mm	in	mm	in	mm
A	.925	23.50	1.183	30.05	.541	13.74
B	1.075	27.31	1.333	33.86	.640	16.26
C	1.225	31.12	1.483	37.67	.640	16.26
D	1.325	33.66	1.583	40.21	.662	16.81
E	1.475	37.47	1.733	44.02	.662	16.81
F	1.625	41.28	1.883	47.83	.640	16.26
G	1.575	40.01	1.863	47.32	.662	16.81
J	1.975	50.17	2.233	56.72	.640	16.26
K	2.375	60.33	2.633	66.88	.683	17.35

Sym	Material	Finish
MT	Aluminum	Nickel-PTFE
ZR		Zinc-Nickel, Black (Tri-Valent CR)
M		Electroless Nickel
NF		Cad Plate / Olive Drab over Electroless Nickel
C		Anodize / Black
UC		Zinc Cobalt / Black

Recommended Panel Cut-Outs



Series 79