

SERIES 801 DOUBLE-START ACME THREAD Mighty Mouse Connectors and Cables



Hermetic, PCB Receptacles with Power/Signal Contacts and Threaded Standoffs

Series 801 PC Board Mounting Hermetic Receptacles feature double-start, modified stub, ACME mating thread for improved protection against cross-mating and thread damage. Stainless steel shells provide excellent corrosion resistance while fluorosilicone seals and o-rings offer improved immunity to harsh chemicals. 100% tested to meet 1×10^{-7} ccHe/

sec @ 1 atm helium leak rate. Square flange and jam-nut shell styles available. Integral standoffs for solder washout and threaded PCB mounting holes for harsh environments where high vibration and shock are a concern. PC tail contacts allow for attachment to flex or rigid circuit boards. Contacts are nickel alloy and gold plated.

How To Order							
Sample Part Number	801-125	-07	Z1	12-5	C	1	A
Series	801-125 = Board Mount PC Tail Hermetic Receptacle						
Shell Style (See Table I)	-02 = Box Mount -07 = Jam-Nut, Rear Panel Mount						
Material and Finish	Z1 = Stainless Steel / Passivated ZL = Stainless Steel / Nickel Plated						
Shell Size - Insert Arrangement	See Contact Arrangements page E-7						
Contact Type	C = P.C., Termination, Pin D = P.C., Termination, Socket						
P.C. Tail Length	-1 = .125 min -2 = .250 min						
Polarization (See Table II)	A = Normal B = Pos. B C = Pos. C D = Pos. D E = Pos. E F = Pos. F						


Table I: Shell Style	
Style -02 Square Flange	Style -07 Jam-Nut

DWV Rating	
Contact Sizes	Test Voltage
23	750 Vac
20 HD	1000 Vac
16, 12, 8	1800 Vac

Table II: Polarization		
Position	A°	B°
A	150°	210°
B	75°	210°
C	95°	230°
D	140°	275°
E	75°	275°
F	95°	210°

NOTES

- For arrangements with #8 contacts, add .300 to overall length
- Hermeticity: 1×10^{-7} cc/sec at one atmosphere
- DWV: per table III
- Insulation resistance: 5000 megohms min at 500 VDC
- Receptacle mates with all Glenair 801 style plug connectors with same size, polarization, and opposite contact gender
- See Section B for PCB footprints
- See page E-11 for panel cut-out dimensions
- Material / finish
 - Shell, jam-nut: CRES / per how to order table
 - Contacts, hermetic: Nickel alloy / gold plate
 - Contacts, sockets: copper alloy / gold plate
 - Hoods, sockets: 305 CRES / Passivate
 - Insulator, hermetic: full glass / N.A.
 - Insulator, socket: high-grade dielectric / N.A.
 - Seals, o-ring: fluorosilicone blend / N.A.



SERIES 801 DOUBLE-START ACME THREAD Mighty Mouse Connectors and Cables



Hermetic Box Mount PCB Receptacle with Power/Signal Contacts and Threaded Standoffs

BOX MOUNT RECEPTACLE - SHELL STYLE 02

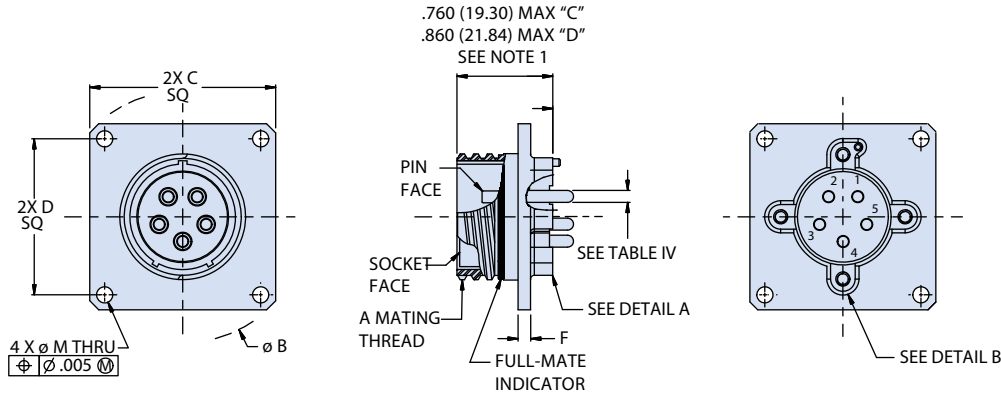
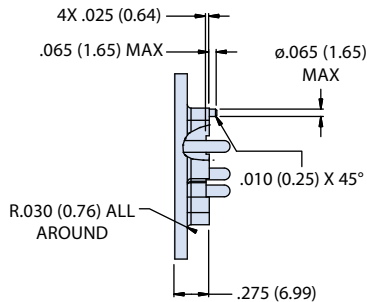
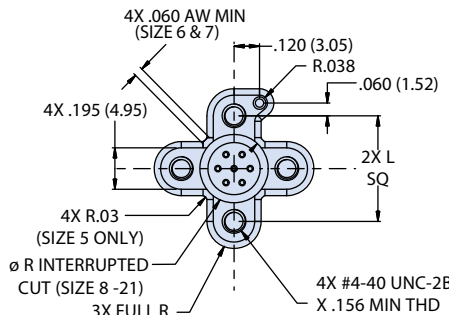


Table IV: PC Tail Diameter	
Cont. Size	Tail Dia
16	.017 (0.43) .013 (0.33)
12	.022 (0.56) .018 (0.46)




DETAIL A



DETAIL B

Dimensions								
Shell Sizes	A Thread Mating	Ø B Flange	C Sq Typ Flange Flats	D Sq Bsc Mounting Holes	F Max Flange	L Board Mounting	Ø M Thru Mtg Holes	Ø R ±.015 (0.38)
6	.3750-.05P-.1L-DS-2A	1.150 (29.21)	.850 (21.59)	.660 (16.76)	.100 (2.54)	.440 (11.18)	.096 (2.44)/ .091 (2.31)	N/A
7	.4375-.05P-.1L-DS-2A	1.230 (31.24)	.913 (23.19)	.723 (18.36)	.100 (2.54)	.515 (13.08)		N/A
8	.5000-.05P-.1L-DS-2A	1.330 (33.78)	.975 (24.76)	.785 (19.94)	.100 (2.54)	.580 (14.73)		.440 (11.18)
9	.5625-.05P-.1L-DS-2A	1.410 (35.81)	1.040 (26.42)	.848 (21.54)	.100 (2.54)	.646 (16.41)	.130 (3.30)/ .126 (3.20)	.500 (12.70)
10	.6250-.05P-.1L-DS-2A	1.500 (38.10)	1.099 (27.91)	.909 (23.09)	.100 (2.54)	.734 (18.64)		.525 (13.34)
11	.6875-.05P-.1L-DS-2A	1.590 (40.39)	1.163 (29.54)	.973 (24.71)	.100 (2.54)	.788 (20.02)		.575 (14.60)
13	.8125-.1P-.2L-DS-2A	1.750 (44.45)	1.288 (32.72)	1.058 (26.87)	.100 (2.54)	.830 (21.08)		.615 (15.62)
16	1.0000-.1P-.2L-DS-2A	2.000 (50.80)	1.475 (37.47)	1.255 (31.88)	.100 (2.54)	.896 (22.76)		.765 (19.43)
17	1.0625-.1P-.2L-DS-2A	2.094 (53.19)	1.537 (39.04)	1.327 (33.71)	.125 (3.18)	1.059 (26.90)		.835 (21.21)
19	1.1875-.1P-.2L-DS-2A	2.270 (57.66)	1.663 (42.24)	1.452 (36.88)	.125 (3.18)	1.156 (29.36)	.930 (23.62)	
21	1.3125-.1P-.2L-DS-2A	2.440 (61.98)	1.787 (45.39)	1.576 (40.03)	.125 (3.18)	1.284 (32.61)	1.065 (27.05)	

SERIES 801 DOUBLE-START MATING



SERIES 801 DOUBLE-START ACME THREAD Mighty Mouse Connectors and Cables



Hermetic Jam-Nut Mount PCB Receptacle with Power/Signal Contacts and Threaded Standoffs

JAM-NUT MOUNT RECEPTACLE - SHELL STYLE 07

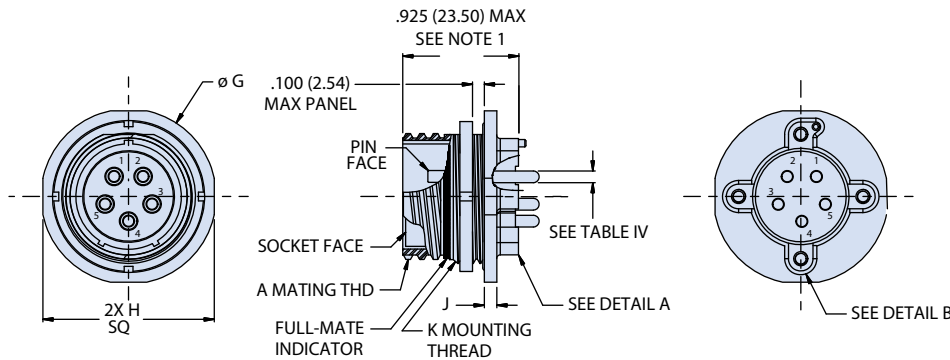
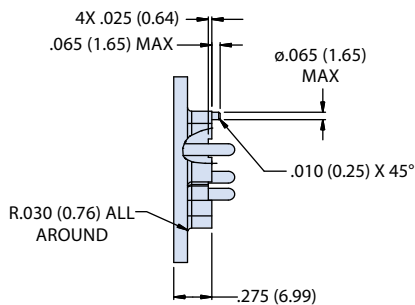
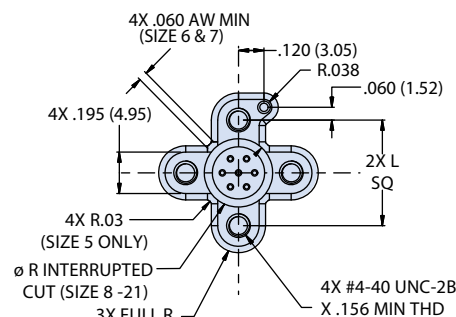


Table IV: PC Tail Diameter	
Cont. Size	Tail Dia
16	.017 (0.43)
	.013 (0.33)
12	.022 (0.56)
	.018 (0.46)



DETAIL A



DETAIL B

Dimensions							
Shell Sizes	A Thread Mating	ϕG Flange	H Sq Flange Flats	J Max Flange	K Mounting Thrd	L Board Mounting	ϕR $\pm .015$ (0.38)
6	.3750-.05P-.1L-DS-2A	.760 (19.30)	.730 (18.54)	.100 (2.54)	.4375-28 UNEF-2A	.440 (11.18)	N/A
7	.4375-.05P-.1L-DS-2A	.880 (22.35)	.850 (21.59)	.100 (2.54)	.5625-28 UN-2A	.515 (13.08)	N/A
8	.5000-.05P-.1L-DS-2A	.925 (23.50)	.895 (22.73)	.100 (2.54)	.5625-28 UN-2A	.580 (14.73)	.440 (11.18)
9	.5625-.05P-.1L-DS-2A	.955 (24.26)	.925 (23.50)	.100 (2.54)	.6250-28 UN-2A	.646 (16.41)	.500 (12.70)
10	.6250-.05P-.1L-DS-2A	1.060 (26.92)	1.035 (26.29)	.100 (2.54)	.6875-28 UN-2A	.734 (18.64)	.525 (13.34)
11	.6875-.05P-.1L-DS-2A	1.120 (28.45)	1.090 (27.69)	.100 (2.54)	.7500-28 UN-2A	.788 (20.02)	.575 (14.60)
13	.8125-.1P-.2L-DS-2A	1.203 (30.56)	1.173 (29.79)	.100 (2.54)	.8750-28 UN-2A	.830 (21.08)	.615 (15.62)
16	1.0000-.1P-.2L-DS-2A	1.389 (35.28)	1.359 (34.52)	.100 (2.54)	1.0625-20 UN-2A	.896 (22.76)	.765 (19.43)
17	1.0625-.1P-.2L-DS-2A	1.450 (36.83)	1.420 (36.07)	.128 (3.25)	1.1250-28 UN-2A	1.059 (26.90)	.835 (21.21)
19	1.1875-.1P-.2L-DS-2A	1.580 (40.13)	1.550 (39.37)	.128 (3.25)	1.2500-28 UN-2A	1.156 (29.36)	.930 (23.62)
21	1.3125-.1P-.2L-DS-2A	1.705 (43.31)	1.675 (42.55)	.128 (3.25)	1.3750-28 UN-2A	1.284 (32.61)	1.065 (27.05)

SERIES 801 DOUBLE-START MATING