

SERIES 80

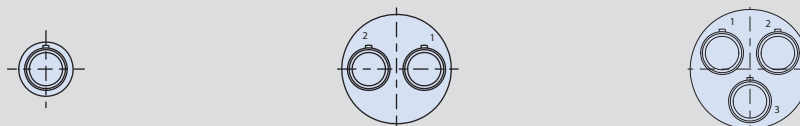
# Mighty Mouse Connectors and Cables



## Size 8 Standard Contact Layouts and PCB Footprints

Size 8 Contact Specifications				Contact Arrangement					
Quantity	Max Current Rating (Amps)	AWG Accepted	VAC DWV	Series 800	Series 801	Series 802	Series 803	Series 804	Series 805
1	46	#8	1800	N/A	8-1	8-1	N/A	N/A	10-1
2	46	#8	1800	N/A	16-2	14-2	N/A	N/A	18-2
3	46	#8	1800	N/A	17-3	15-3	N/A	N/A	19-3
4	46	#8	1800	N/A	19-4	19-4	N/A	N/A	21-4
5	46	#8	1800	N/A	21-5	21-5	N/A	N/A	23-5

Inert Arrangement  
Mating Face View of Pin Contacts




PCB Footprint

N/A



Series 802, 803	8-1	14-2 <sup>1</sup>	15-3 <sup>1,2</sup>
Series 801	8-1	16-2	17-3
Series 805	10-1	18-2	19-3
Contact Size	8	8	8
No. of Contacts	1	2	3
DWV Voltage (VAC)	1800	1800	1800
Current Rating (Amps)	46	46	46

1. Not available for Series 800 2. Not available for Series 803 or 804



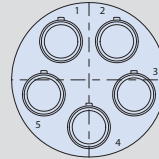
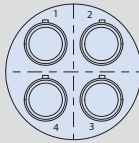
SERIES 80

# Mighty Mouse Connectors and Cables

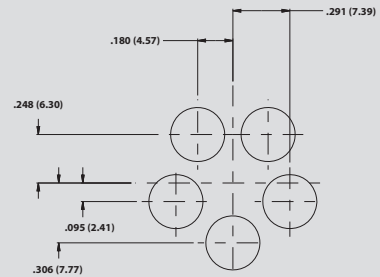
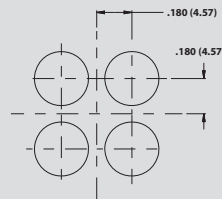


## Size 8 Standard Contact Layouts and PCB Footprints

Inert Arrangement  
Mating Face View of Pin Contacts



PCB Footprint



Series 802	19-4 <sup>1,2</sup>	21-5 <sup>1,2</sup>
Series 801	19-4	21-5
Series 805	21-4	23-5
Contact Size	8	8
No. of Contacts	4	5
DWV Voltage (VAC)	1800	1800
Current Rating (Amps)	46	46

### Grounded Metal Inserts For Size 8 Contacts

Series 800, 802, 803, 804	8G1	14G2 <sup>1</sup>	15G3 <sup>1,2</sup>	19G4 <sup>1,2</sup>	21G5 <sup>1,2</sup>
Series 801	8G1	16G2	17G3	19G4	21G5
Series 805	10G1	18G2	19G3	21G4	23G5

1. Not available for Series 800 2. Not available for Series 803 or 804