

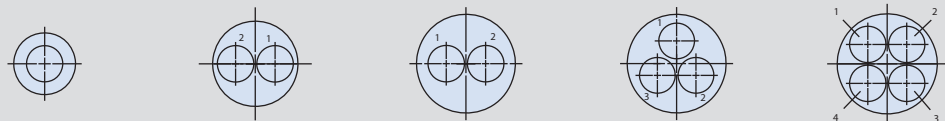
# SERIES 80 Mighty Mouse Connectors and Cables

## Size 12 Standard Contact Layouts and PCB Footprints



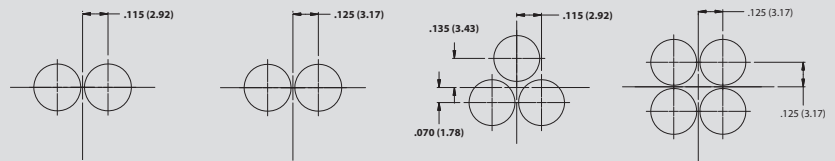
Size 12 Contact Specifications				Contact Arrangement					
Quantity	Max Current Rating (Amps)	AWG Accepted	VAC DWV	Series 800	Series 801	Series 802	Series 803	Series 804	Series 805
1	23	#12-#14	1800	7-1	7-1	7-1	7-1	7-1	9-1
2	23	#12-#14	1800	10-2	10-2	10-2	10-2	10-2	12-2
2	23	#12-#14	1800	12-2	13-2	12-2	12-2	12-2	15-2
3	23	#12-#14	1800	12-3	13-3	12-3	12-3	12-3	15-3
4	23	#12-#14	1800	N/A	16-4	14-4	14-4	14-4	18-4
5	23	#12-#14	1800	N/A	16-5	14-5	14-5	14-5	18-5
7	23	#12-#14	1800	N/A	17-7	15-7	N/A	N/A	19-7
12	23	#12-#14	1800	N/A	21-12	21-12	N/A	N/A	23-12

Inert Arrangement  
Mating Face View of Pin Contacts




PCB Footprint

N/A



Series 800, 802, 803, 804	7-1	10-2	12-2	12-3	14-4 <sup>1</sup>
Series 801	7-1	10-2	13-2	13-3	16-4
Series 805	9-1	12-2	15-2	15-3	18-4
Contact Size	12	12	12	12	12
No. of Contacts	1	2	2	3	4
DWV Voltage (VAC)	1800	1800	1800	1800	1800
Current Rating (Amps)	23	23	23	23	23

1. Not available for Series 800



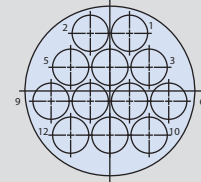
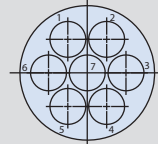
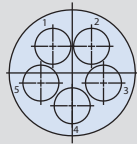
SERIES 80

Mighty Mouse Connectors and Cables

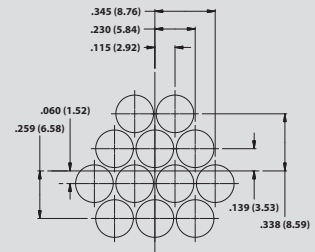
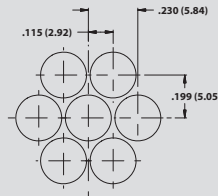
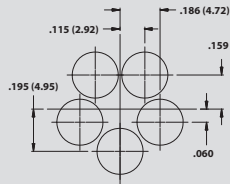


Size 12 Standard Contact Layouts and PCB Footprints

Inert Arrangement  
Mating Face View of Pin  
Contacts



PCB Footprint



Series 800, 802, 803, 804	14-5 <sup>1</sup>	15-7 <sup>1,2</sup>	21-12 <sup>1,2</sup>
Series 801	16-5	17-7	21-12
Series 805	18-5	19-7	23-12
Contact Size	12	12	12
No. of Contacts	5	7	12
DWV Voltage (VAC)	1800	1800	1800
Current Rating (Amps)	23	23	23

1. Not available for Series 800 2. Not available for Series 803 or 804