

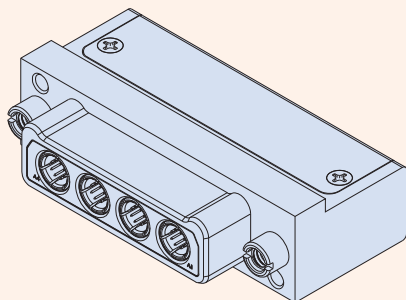
# SERIES 792

## High-Speed Ultraminiature Rectangular Connectors



### 792-009S El Ochito® Right Angle PCB Plug Connectors

#### 90° PC Tail Ochito Octaxial Contacts



**Ultraminiature. High-speed. Right Angle Board Mount.** Series 792 connectors are intended for 10Gb Ethernet, USB 3.0 and other multi-gigabit protocols. 792-009S connectors feature 90° PCB tails, Ochito octaxial contacts, machined aluminum shells and environmental protection. Scoop-proof interface for problem-free service. Military-grade performance and construction.

#### Technical Data

##### Specifications

- Operating temperature: -65 to +125 °C
- Current rating, size 23 contact: 5A
- Current rating, Ochito contacts: 1.5A
- Voltage rating (DWV): 500 Vac
- Shock: EIA-364-27 condition D
- Vibration: EIA-364-28 condition V, letter E
- Insulation Resistance: 5000 MΩ min.
- Shell-to-shell resistance with EMI spring: 2.5 mΩ max.
- Altitude immersion: 75,000 feet

##### Construction

- Shell: aluminum alloy
- Metal insert: aluminum, nickel plated
- Insulators: high-grade rigid dielectric
- Contacts: copper alloy, 50 microinches gold over nickel plating
- Potting compound: epoxy
- Hardware: 300 series SST, passivated

#### How To Order

	Sample P/N → <b>792-009S</b>	<b>D-4P4</b>	<b>M</b>	<b>P</b>	<b>AA</b>
<b>Product</b>	<b>792-009S</b> = Right Angle PCB Plug, Ochito Socket Contacts				
<b>Insert Arrangement</b>	See Table 2				
<b>Shell Finish</b>	<b>M</b> = Electroless Nickel <b>MT</b> = Nickel-PTFE				
<b>Mating Hardware (Table 1)</b>	<b>N</b> = No Hardware <b>P</b> = Jackposts <b>G</b> = Guide Pins				
<b>El Ochito® Protocol Code</b>	See Table 3				

#### Table 1 Mating Hardware

 <b>N</b> <b>No Hardware</b> Blind tapped holes	 <b>P</b> <b>Jackposts</b> Non-removable 8-32 UNC-2B thread	 <b>G</b> <b>Guide Pins</b> Non-removable
--	---	--

#### Table 2 Insert Arrangements

Insert arrangement	Number of Contacts		Insert arrangement	Number of Contacts	
	#23	#8		#23	#8
<b>A-1P1, A-1G1*</b>		1	<b>C-9P3</b>	6	3
<b>A-3P1</b>	2	1	<b>D-27P3</b>	24	3
<b>B-23P1</b>	22	1	<b>D-4P4, D-4G4*</b>		4
<b>B-2P2, B-2G2*</b>		2	<b>D-12P4</b>	8	4
<b>B-6P2</b>	4	2	<b>E-45P3</b>	42	3
<b>C-24P2</b>	22	2	<b>E-5P5, E-5G5*</b>		5
<b>C-3P3, C-3G3*</b>		3	<b>E-15P5</b>	10	5

Cavity identification numbers shown are for mating face of plug connectors with socket contacts.

\* Insert arrangements with "G" designator are grounded type with metal insert. Insert arrangements with "P" designator have thermoplastic dielectric.

# SERIES 792

## High-Speed Ultraminiature Rectangular Connectors

### 792-009S El Ochito® Right Angle PCB Plug Connectors

#### 90° PC Tail Ochito Octaxial Contacts


#### Ochito Protocols



**WHITE**  
10GBASE-T



**BLUE**  
USB 3.0



**RED**  
HDMI, SATA,  
DisplayPort

The Ochito octaxial contact has a color-coded insulator signifying the data protocol. White is used for 10 Gb Ethernet, blue is used for USB 3.0, and red is used for multi gigabit 100 ohm protocols including HDMI, DisplayPort and SATA. The connector part number includes a protocol code from Table 3. This code enables combinations of these protocols.

#### Table 3 Protocol Code

Code AE



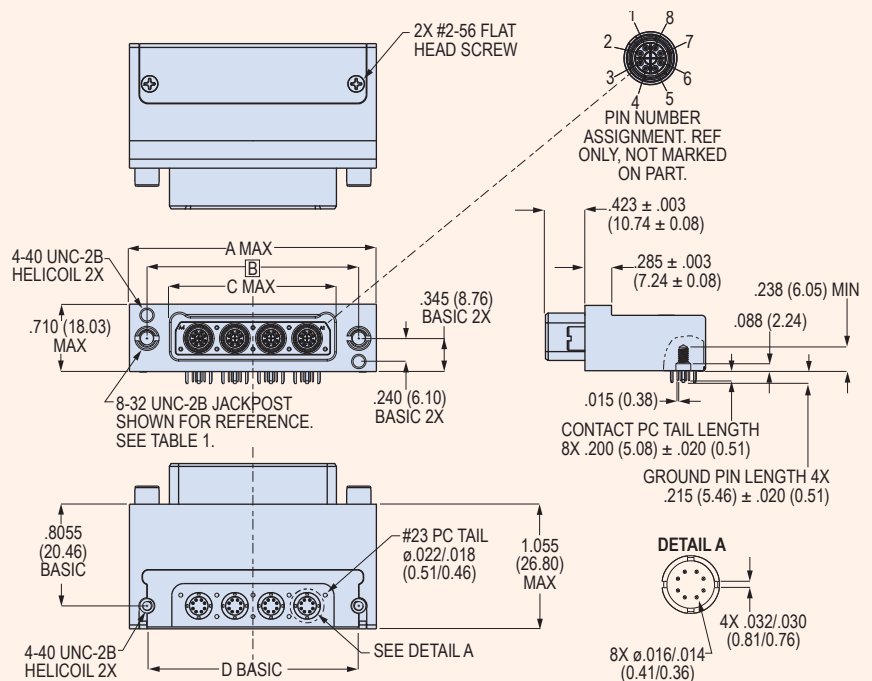
Code AQ



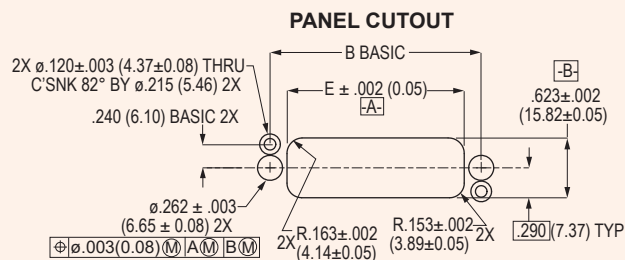
Code	Cavity				
	A1	A2	A3	A4	A5
AA	W	W	W	W	W
AB	B	W	W	W	W
AC	R	W	W	W	W
AD	B	B	W	W	W
AE	R	B	W	W	W
AF	R	R	W	W	W
AG	B	B	B	W	W
AH	R	B	B	W	W
AJ	R	R	B	W	W
AK	R	R	R	W	W
AL	B	B	B	B	W
AM	R	B	B	B	W
AN	R	R	B	B	W
AP	R	R	R	B	W
AQ	R	R	R	R	W
AR	B	B	B	B	B
AS	R	B	B	B	B
AT	R	R	B	B	B
AV	R	R	R	B	B
AW	R	R	R	R	B
AX	R	R	R	R	R

#### 792-009S Dimensions

Shell Size	A Max		B Basic		C Max		D Basic		E ±.002 (0.05)	
	In.	mm.	In.	mm.	In.	mm.	In.	mm.	In.	mm.
A	1.455	36.96	1.075	27.31	.615	15.62	1.075	27.31	.725	18.42
B	1.830	46.48	1.450	36.83	.990	25.15	1.450	36.83	1.100	27.94
C	2.205	56.01	1.825	46.36	1.365	34.67	1.825	46.36	1.475	37.47
D	2.580	65.53	2.200	55.88	1.740	44.20	2.200	55.88	1.850	46.99
E	2.955	75.06	2.575	65.41	2.115	53.72	2.575	65.41	2.225	56.52



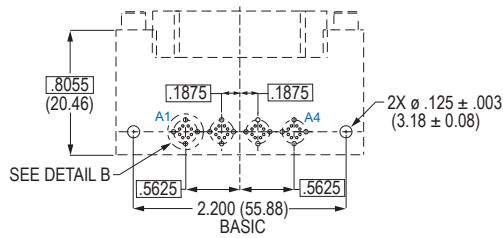
#### 792-009S Panel Cutout



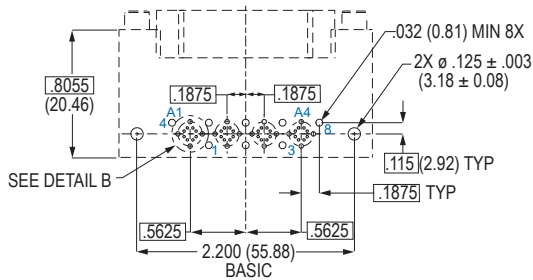
### 792-009S El Ochito® Right Angle PCB Plug Connectors 90° PC Tail Ochito Octaxial Contacts

#### 792-009S Printed Circuit Board Layouts

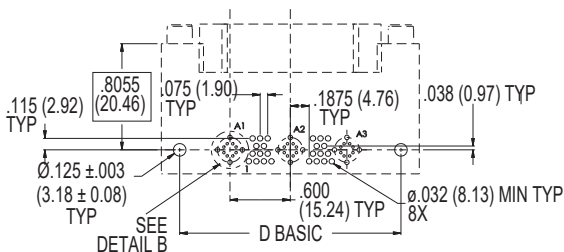
##### SHELL SIZE D



**D-4P4, D-4G4**

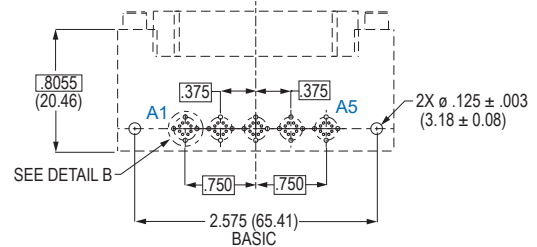


**D-12P4**

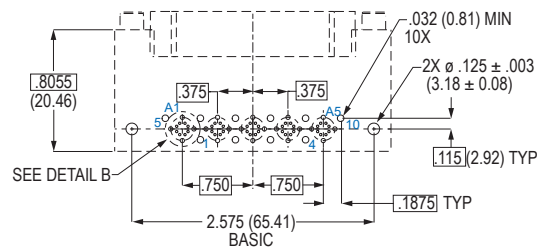


**D-27P3**

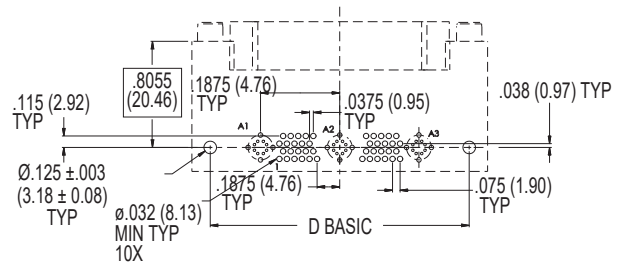
##### SHELL SIZE E



**E-5P5, E-5G5**



**E-15P5**



**E-45P3**

