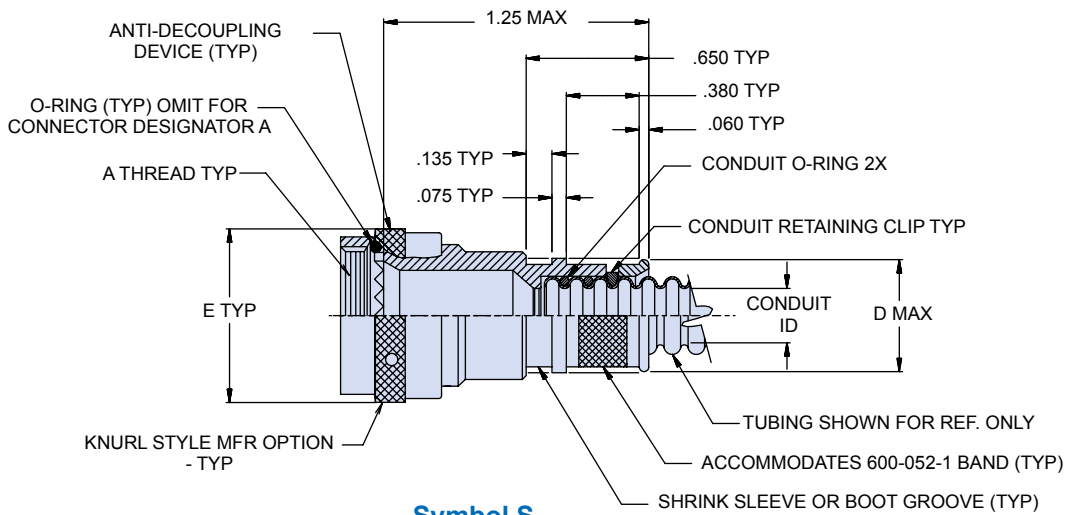
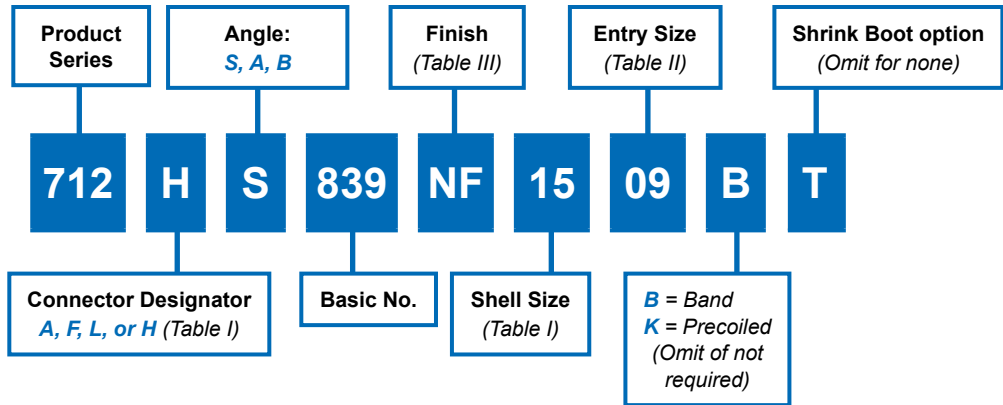


**Metal Guardian System universal connector and adapter fitting**

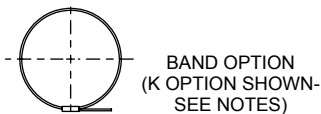
**How To Order**



Self-Locking



**Symbol S**  
Straight



**Material and Finish**

Adapters, elbows, coupling nut: Aluminum Alloy or Stainless Steel per Table III  
O-ring: Silicone/NA  
Retaining clip: High grade engineering thermoplastic/NA  
Anti-decoupling device: Corrosion resistant material

**Tools and Assembly notes**

Conduit retaining clip and conduit O-ring to be supplied unassembled  
For effective grounding, connector with conductive Finish should be used  
Glennair assembly procedure AP74-010 is recommended for adapter to conduit termination  
Glennair 600 Series backshell assembly tools are recommended for assembly and installation  
Interfacial O-ring not supplied with Connector Designator "A"

**712-839**  
**Metal Self-Locking EMI/RFI Environmental**  
**Connector Adapter**  
**for Series 72 Annular Convolute Tubing**



**Standard Profile**  
**Symbol B**  
**45°**

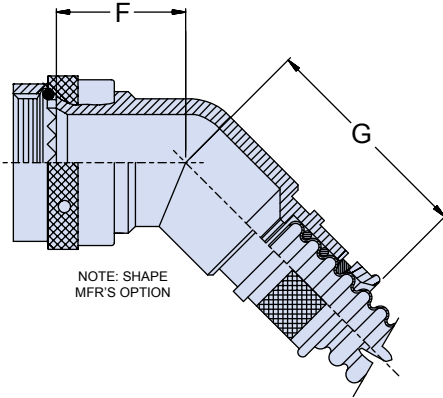


Table I					
Shell Size		F	G	H	J
A,F,L	H	Max	Max	Max	Max
08	09	1.01 (25.7)	1.16 (29.5)	1.150 (29.2)	1.417 (36.0)
10	11	1.03 (26.2)	1.19 (30.2)	1.177 (29.9)	1.480 (37.6)
12	13	1.06 (26.9)	1.21 (30.7)	1.302 (33.1)	1.553 (39.4)
14	15	1.08 (27.4)	1.24 (31.5)	1.367 (34.7)	1.614 (41.0)
16	17	1.11 (28.2)	1.26 (32.0)	1.395 (35.4)	1.678 (42.6)
18	19	1.12 (28.4)	1.27 (32.3)	1.455 (37.0)	1.773 (45.0)
20	21	1.15 (29.2)	1.30 (33.0)	1.518 (38.6)	1.796 (45.6)
22	23	1.17 (29.7)	1.33 (33.8)	1.612 (40.9)	1.859 (47.2)
24	25	1.20 (30.5)	1.35 (34.3)	1.645 (41.8)	1.919 (48.7)

Table II				
Entry Code	D Max	Conduit ID		T Shrink Boot
		Min	Max	
06	.53 (13.5)	.16 (4.1)	.19 (4.8)	770-001S103
09	.63 (16.0)	.24 (6.1)	.28 (7.1)	770-001S103
12	.73 (18.5)	.33 (8.4)	.37 (9.4)	770-001S104
16	.86 (21.8)	.45 (11.4)	.50 (12.7)	770-001S104
20	.98 (24.9)	.57 (14.5)	.62 (15.8)	770-001S105
24	1.15 (29.2)	.69 (17.5)	.75 (19.1)	770-001S106
28	1.27 (32.3)	.81 (20.6)	.87 (22.2)	770-001S107
32	1.40 (35.6)	.93 (23.6)	1.00 (25.4)	770-001S107
40	1.62 (41.1)	1.18 (30.0)	1.25 (31.8)	770-001S107

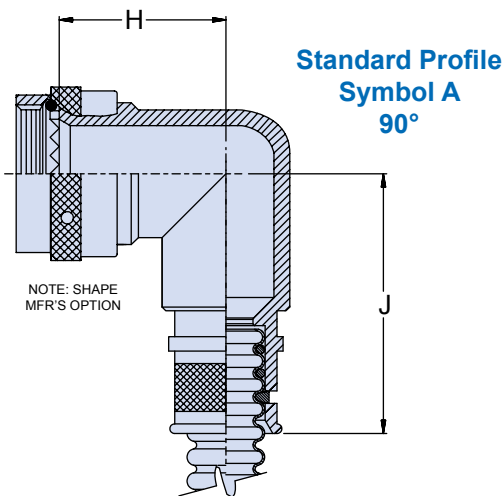


Table III		
Sym	Material	Finish Description
M	Aluminum	Electroless Nickel
MT		Nickel-PTFE
NF		Cad/Olive Drab over Electroless Nickel
ZN		Zinc Nickel/Olive Drab over Electroless Nickel
ZNU		Zinc Nickel/Black over Electroless Nickel
Z1	Stainless Steel	Passivate