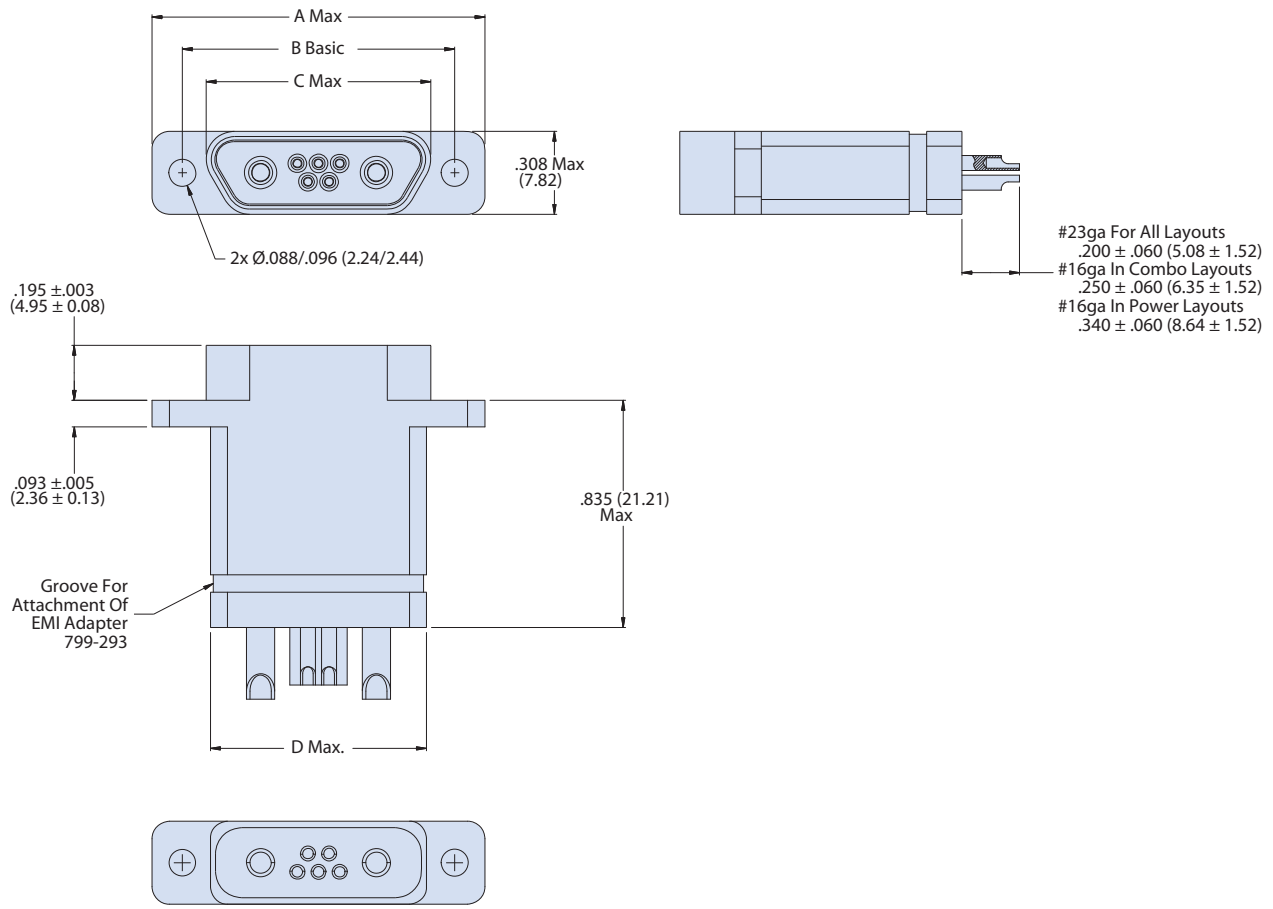




240-790-069P SHELL SIZE A, B, C, D, E, F, J AND K DIMENSIONS



Shell Sizes A,B,C,D,E,F,J,K

790-069P Dimensions for Size A-F, J and K								
Shell Size	A Max.		B Basic		C Max		D Max	
	In.	mm.	In.	mm.	In.	mm.	In.	mm.
A	.785	19.94	.565	14.35	.400	10.16	.390	9.91
B	.935	23.75	.715	18.16	.551	14.00	.540	13.72
C	1.085	27.56	.865	21.97	.701	17.81	.690	17.53
D	1.185	30.10	.965	24.51	.801	20.35	.790	20.07
E	1.335	33.91	1.115	28.32	.951	24.16	.940	23.88
F	1.485	37.72	1.265	32.13	1.101	27.96	1.090	27.69
J	1.845	46.86	1.615	41.02	1.460	37.08	1.450	36.83
K	2.240	56.90	2.015	51.18	1.860	47.24	1.840	46.74

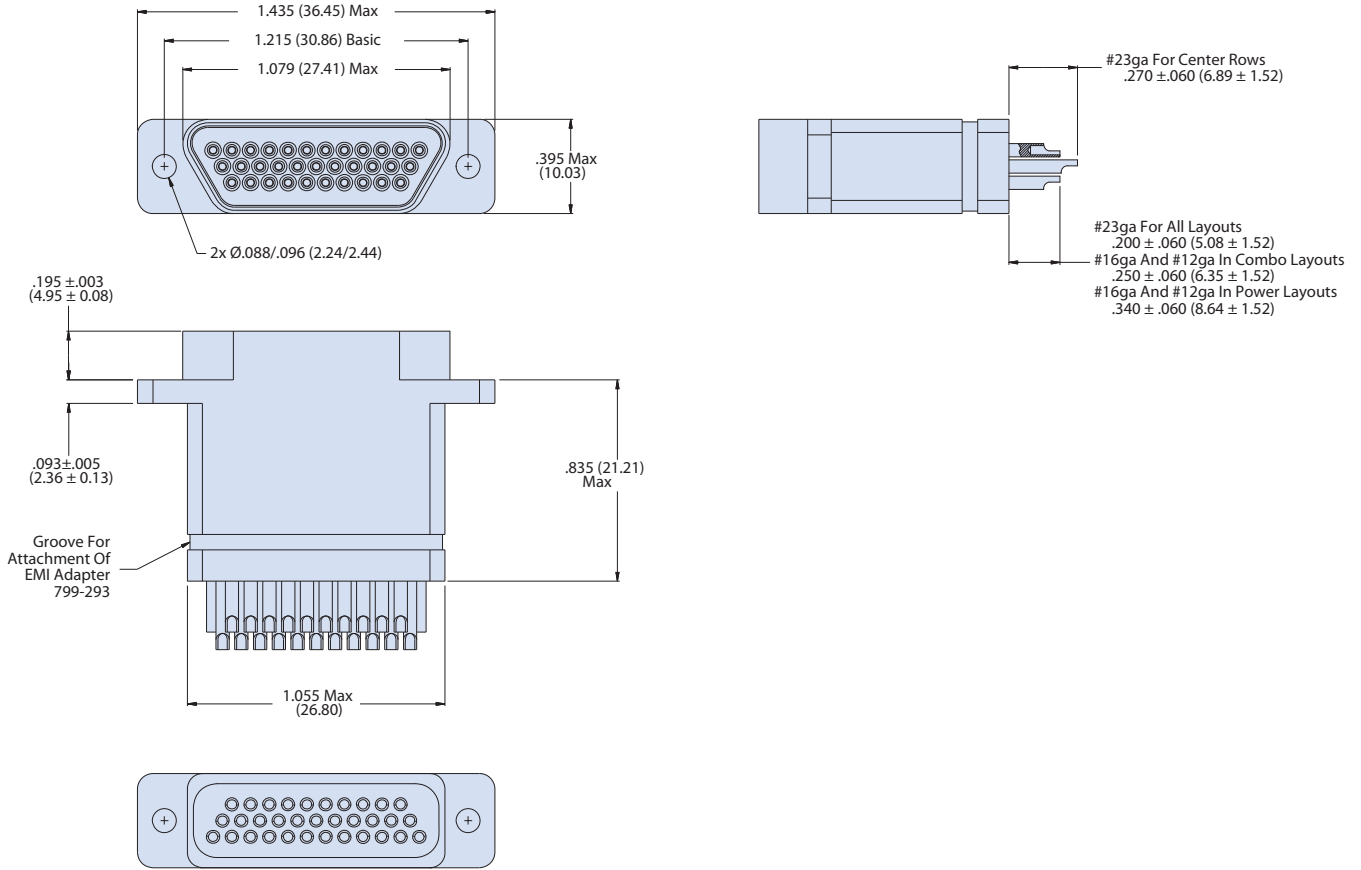
Dimensions in inches (millimeters) and are subject to change without notice.

240-790-069  
 Series 79 Filtered Cable Receptacle  
 with Solder Cup Termination



Series 79  
 Micro-Crimp

240-790-069P SHELL SIZE G DIMENSIONS



Shell Size G



Dimensions in inches (millimeters) and are subject to change without notice.

© 2013 Glenair, Inc.

U.S. CAGE Code 06324

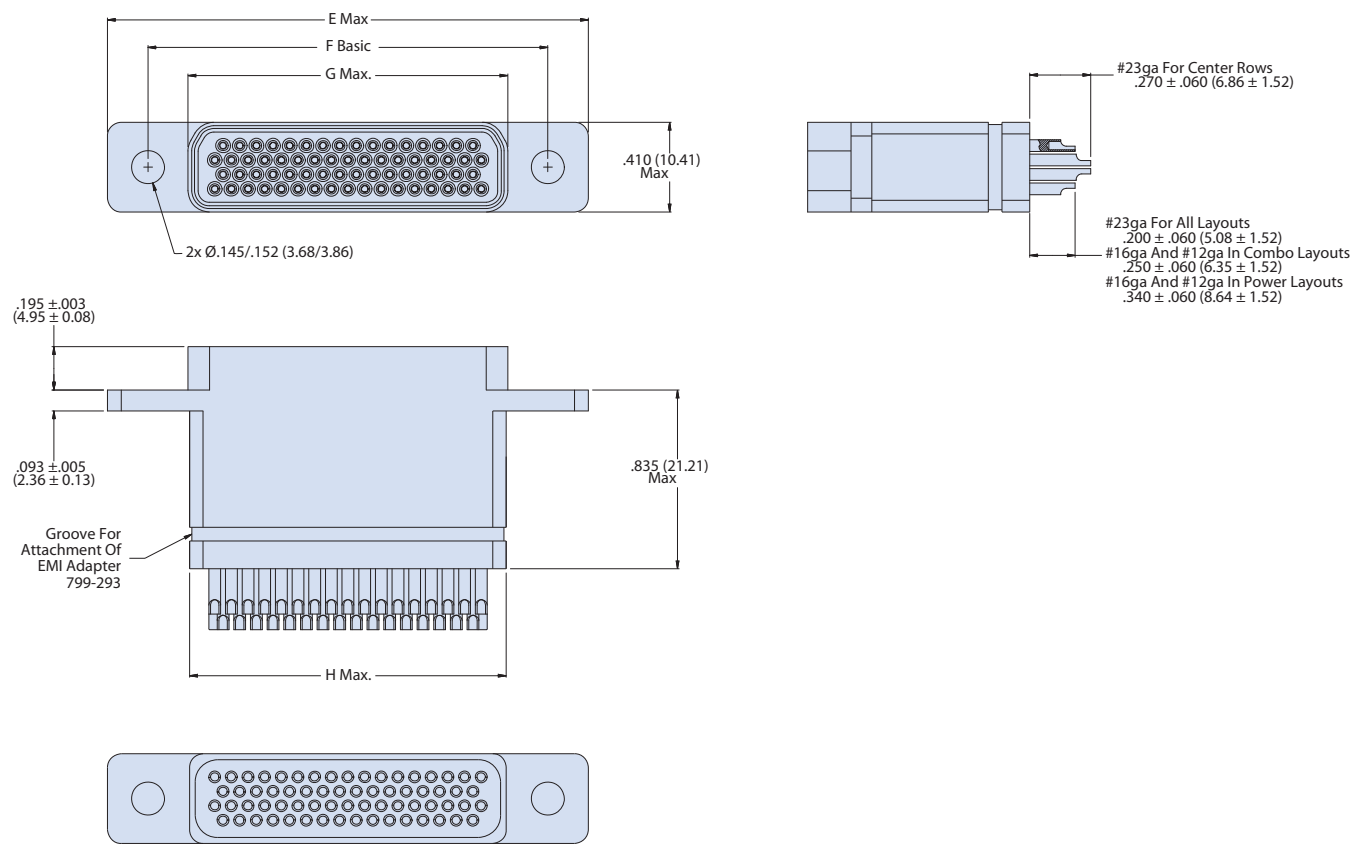
Printed in U.S.A.

GLENAIR, INC. • 1211 AIR WAY • GLENDALE, CA 91201-2497 • 818-247-6000 • FAX 818-500-9912  
 www.glenair.com **G-41** E-Mail: sales@glenair.com

Rev. 04.03.24



240-790-069P SHELL SIZE H AND L DIMENSIONS



Shell Size H & L

790-069P Size H & L Dimensions								
Shell Size	E Max		F Basic		G Max		H Max	
	In.	mm.	In.	mm.	In.	mm.	In.	mm.
H	2.175	55.25	1.800	45.72	1.385	35.18	1.440	36.58
L	2.420	61.47	2.036	51.71	1.623	41.22	1.675	42.55

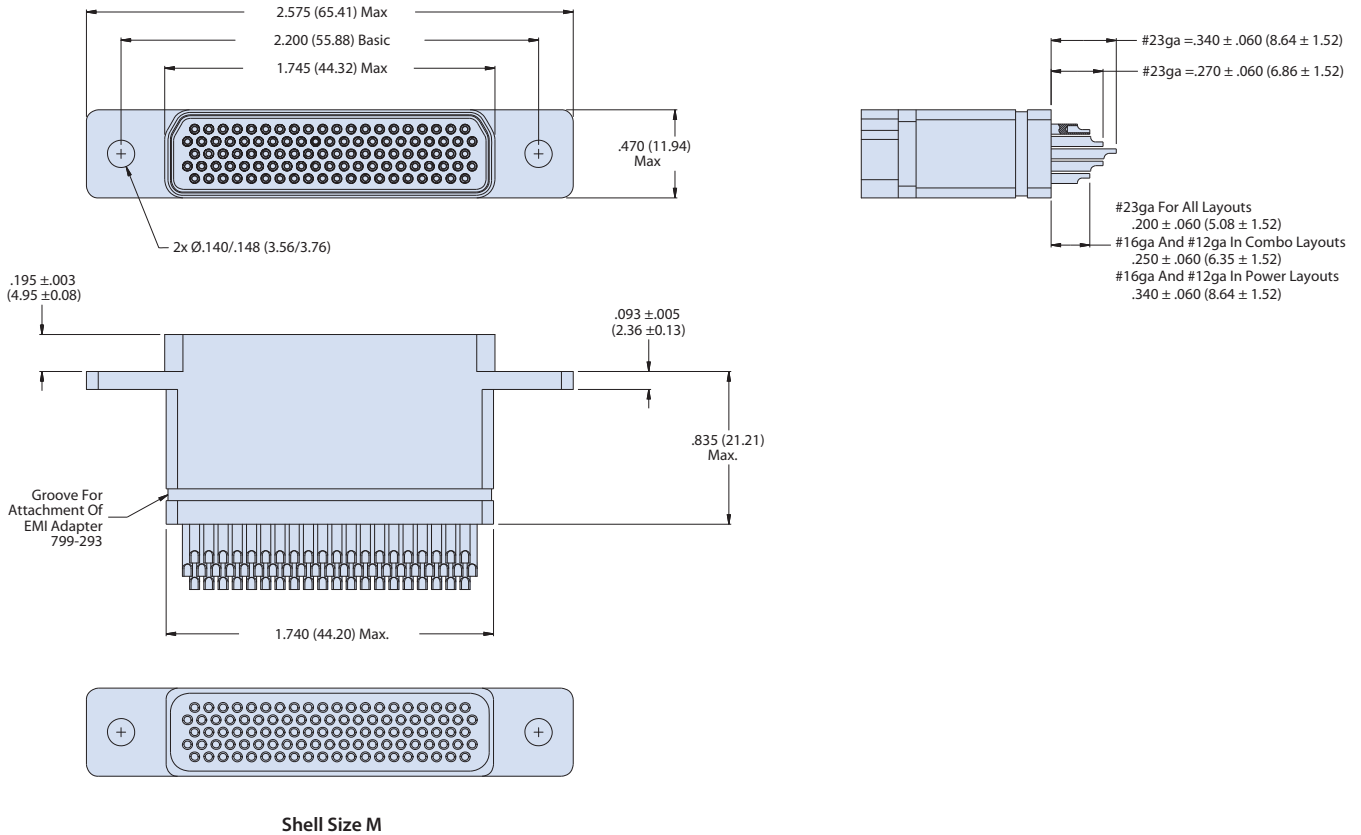
Dimensions in inches (millimeters) and are subject to change without notice.

240-790-069  
 Series 79 Filtered Cable Receptacle  
 with Solder Cup Termination



Series 79  
 Micro-Crimp

240-790-069P SHELL SIZE M DIMENSIONS



Dimensions in inches (millimeters) and are subject to change without notice.

© 2013 Glenair, Inc.

U.S. CAGE Code 06324

Printed in U.S.A.

GLENAIR, INC. • 1211 AIR WAY • GLENDALE, CA 91201-2497 • 818-247-6000 • FAX 818-500-9912  
 www.glenair.com G-43 E-Mail: sales@glenair.com

Rev. 04.03.24