




MIL-STD-1560 Insert Arrangements (Pin Front View) and Shell Polarization for MIL-DTL-38999 Series I Type Filter Connectors

B



SYM	SIZE
•	#22D
⊙	#20
⊙	#16
○	#12

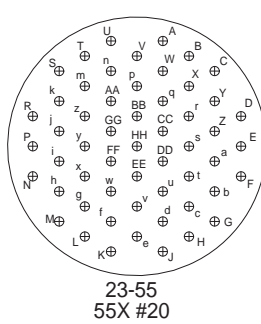
Dimensions in inches (millimeters) and are subject to change without notice.

MIL-STD-1560 Insert Arrangements (Pin Front View) and Shell Polarization for MIL-DTL-38999 Series I Type Filter Connectors

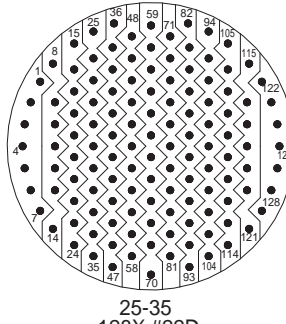


MIL-DTL-38999
Type

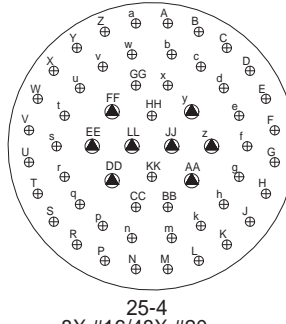
B



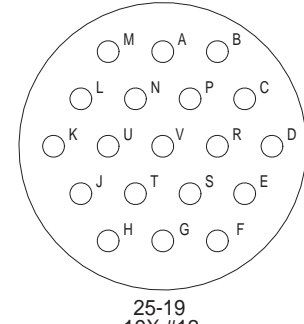
23-55
55X #20



25-35
128X #22D

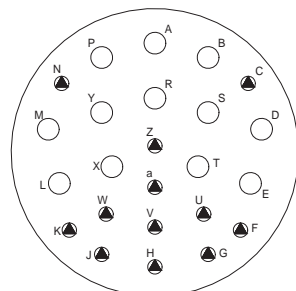


25-4
8X #16/48X #20

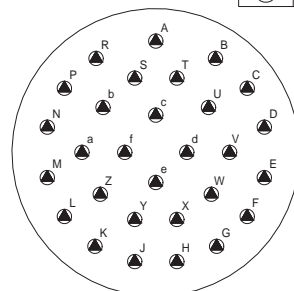


25-19
19X #12

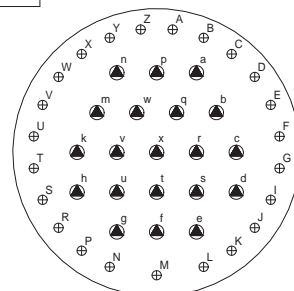
SYM	SIZE
●	#22D
⊕	#20
⊗	#16
○	#12



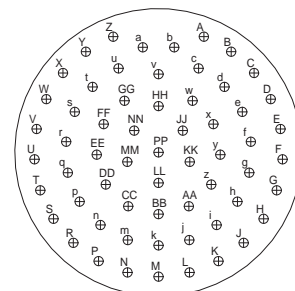
25-24
12X #12/12X #16



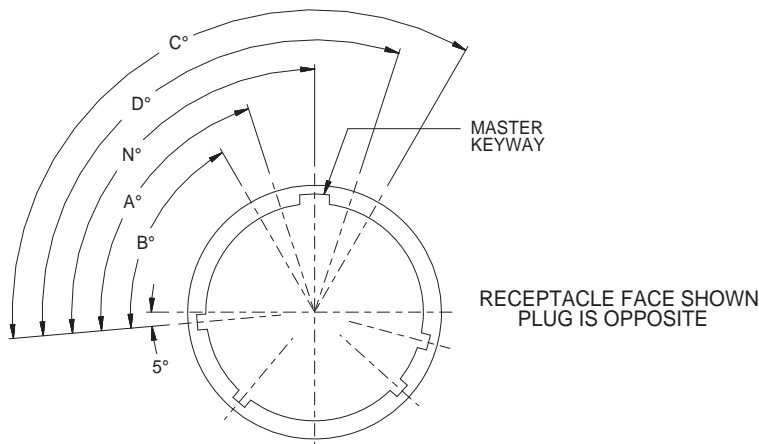
25-29
29X #16



25-43
20X #16/23X #20



25-61
61X #20



NOTE: MASTER KEY & KEYWAY HAS VARIOUS POSITIONS WHILE MINOR KEYS AND KEYWAYS REMAIN FIXED.

MIL-DTL-38999 Series I Keying Positions					
Shell Size	N° Bsc	A° Bsc	B° Bsc	C° Bsc	D° Bsc
9	95°	77°	-	-	113°
11	95°	81°	67°	123°	109°
13	95°	75°	63°	127°	115°
15	95°	74°	61°	129°	116°
17	95°	77°	65°	125°	113°
19	95°	77°	65°	125°	113°
21	95°	77°	65°	125°	113°
23	95°	80°	69°	121°	110°
25	95°	80°	69°	121°	110°

Dimensions in inches (millimeters) and are subject to change without notice.

© 2013 Glenair, Inc.

U.S. CAGE Code 06324

Printed in U.S.A.