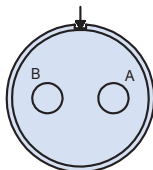



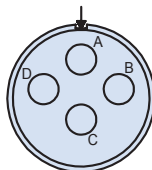


B

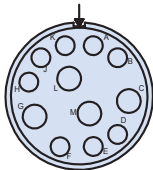
MIL-DTL-38999 type advanced fiber optic connectors



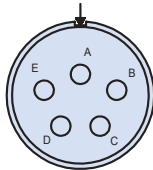
Shell Size 11  
Arrangement 2



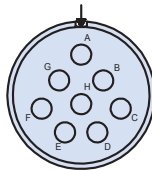
Shell Size 13  
Arrangement 4



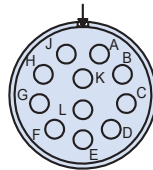
Shell Size 15  
Arrangement 97



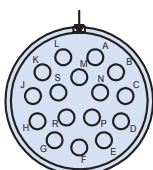
Shell Size 15  
Arrangement 5



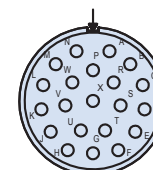
Shell Size 17  
Arrangement 8



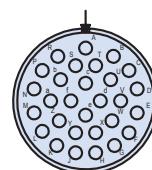
Shell Size 19  
Arrangement 11



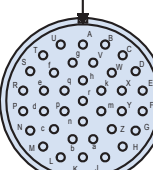
Shell Size 21  
Arrangement 16



Shell Size 23  
Arrangement 21



Shell Size 25  
Arrangement 29



Shell Size 25  
Arrangement 37

Mating face of pin insert shown

Contact Arrangements per MIL-STD-1560

180-091  
MIL-DTL-38999 Series III Type  
Fiber Optic Connection System  
Panel Cutouts



MIL-DTL-38999  
Series III Type

B

Table I								
Shell Size Code	Shell Size	Ø AA	BB Flat	Ø M Min	Ø N Min	Ø P Holes	R1 BSC	R2 BSC
B	11	.835 (21.2) .825 (21.0)	.771 (19.6) .761 (19.3)	.796 (20.2)	.625 (15.9)	.133 (3.4) .123 (3.1)	.812 (20.6)	.719 (18.3)
C	13	1.020 (25.9) 1.010 (25.7)	.955 (24.3) .945 (24.0)	.922 (23.4)	.750 (19.1)	.133 (3.4) .123 (3.1)	.906 (23.0)	.812 (20.6)
D	15	1.145 (29.1) 1.135 (28.8)	1.085 (27.6) 1.075 (27.3)	1.047 (26.6)	.906 (23.0)	.133 (3.4) .123 (3.1)	.969 (24.6)	.906 (23.0)
E	17	1.270 (32.3) 1.260 (32.0)	1.210 (30.7) 1.200 (30.5)	1.219 (31.0)	1.016 (25.8)	.133 (3.4) .123 (3.1)	1.062 (27.0)	.969 (24.6)
F	19	1.395 (35.4) 1.385 (35.2)	1.335 (33.9) 1.325 (33.7)	1.297 (32.9)	1.141 (29.0)	.133 (3.4) .123 (3.1)	1.156 (29.4)	1.062 (27.0)
G	21	1.520 (38.6) 1.510 (38.4)	1.460 (37.1) 1.450 (36.8)	1.422 (36.1)	1.266 (32.2)	.133 (3.4) .123 (3.1)	1.250 (31.8)	1.156 (29.4)
H	23	1.645 (41.8) 1.635 (41.5)	1.585 (40.3) 1.575 (40.0)	1.547 (39.3)	1.375 (34.9)	.159 (4.0) .149 (3.8)	1.375 (34.9)	1.250 (31.8)
J	25	1.770 (45.0) 1.760 (44.7)	1.710 (43.4) 1.700 (43.2)	1.672 (42.5)	1.484 (37.7)	.155 (3.9) .145 (3.7)	1.500 (38.1)	1.375 (34.9)

