

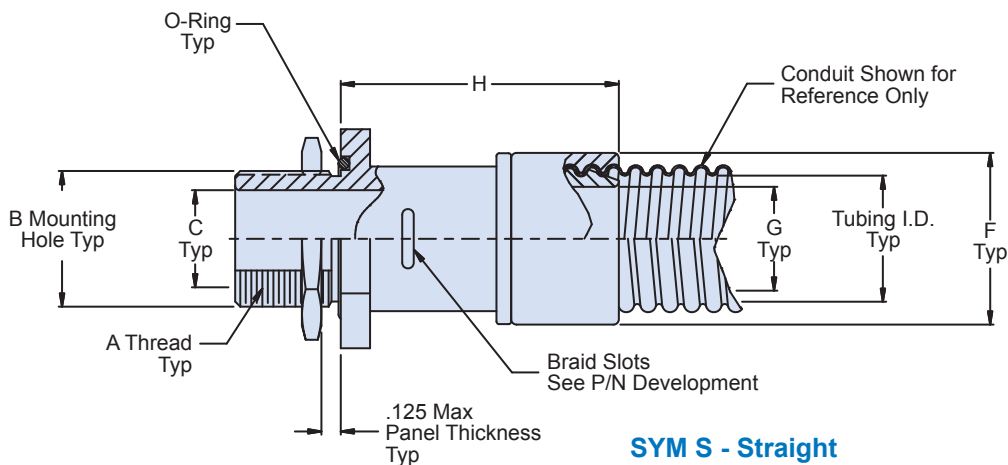
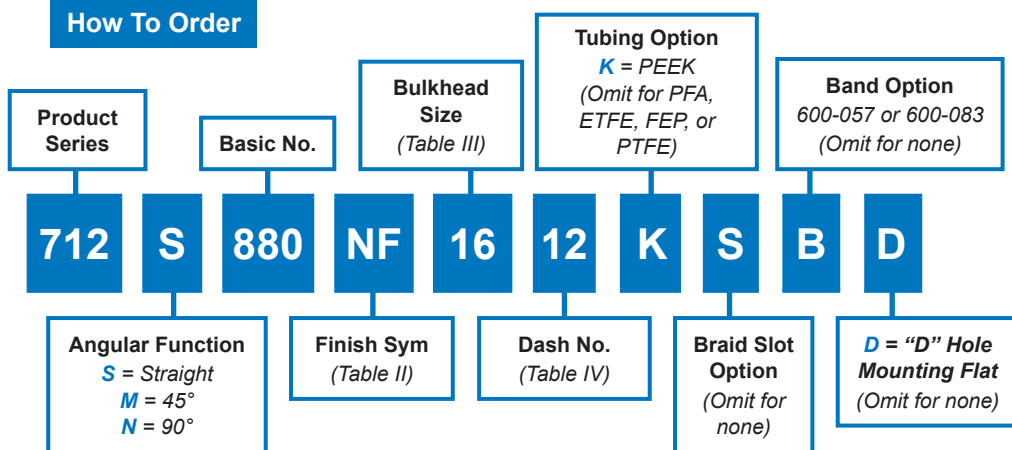


712-880

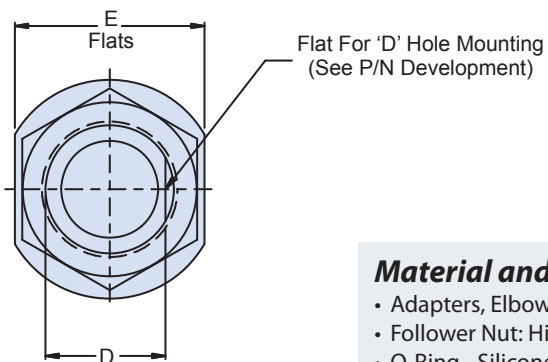
AeroLite System - Metal
Convolved Tubing to Bulkhead Fitting
for Series 74 Helical Convolved Tubing

Metal AeroLite System convolved tubing to bulkhead fitting

How To Order



SYM S - Straight



Material and Finish

- Adapters, Elbows, Jam Nuts: See Table II
- Follower Nut: High Grade Engineering Thermoplastic, black/no plating
- O-Ring - Silicone/N.A.
- Band - SST/Passivate

Notes

- Convolved Tubing to be ordered separately, see 120-100, standard wall. Dash No. refers to Convolved Tubing size.
- Nom I.D. of PEEK Tubing Adapters are reduced by approximately .060 in.

712-880
AeroLite System - Metal
 Convoluted Tubing to Bulkhead Fitting
 for Series 74 Helical Convoluted Tubing

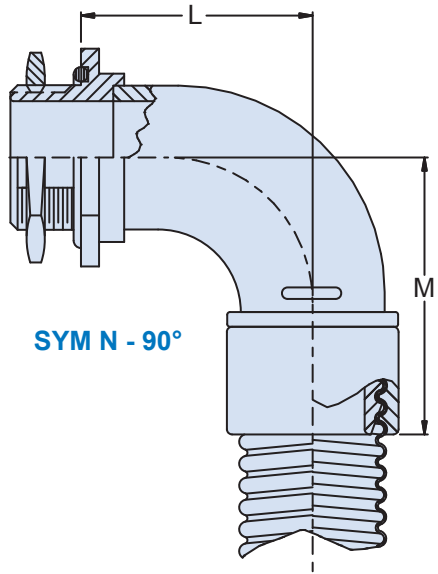


Table III: Bulkhead Size/Dimensions

| Bulkhead Size | A Thread Class 2A | Ø B +.015 -.000 | Ø C | D +.000 -.015 | E Flats | Max Dash No. |
|---------------|-------------------|-----------------------|--------------|---------------------|--------------|--------------|
| 06 | 7/16-28 UNEF | .443 (11.3) | .188 (4.78) | .375 (9.5) | .688 (17.5) | 09 |
| 09 | 9/16-24 UNEF | .568 (14.4) | .281 (7.14) | .500 (12.7) | .812 (20.6) | 12 |
| 10 | 9/16-24 UNEF | .568 (14.4) | .312 (7.92) | .500 (12.7) | .812 (20.6) | 12 |
| 12 | 5/8-24 UNEF | .630 (16.0) | .375 (9.52) | .563 (14.3) | .875 (22.2) | 14 |
| 14 | 11/16-24 UNEF | .693 (17.6) | .437 (11.1) | .625 (15.9) | .938 (23.8) | 16 |
| 16 | 3/4-20 UNEF | .755 (19.2) | .500 (12.7) | .688 (17.5) | 1.000 (25.4) | 16 |
| 20 | 7/8-20 UNEF | .880 (22.4) | .625 (15.9) | .812 (20.6) | 1.125 (28.6) | 20 |
| 24 | 1-20 UNEF | 1.005 (25.5) | .750 (19.1) | .938 (23.8) | 1.250 (31.8) | 24 |
| 28 | 1 3/16-18 UNEF | 1.193 (30.3) | .875 (22.2) | 1.125 (28.6) | 1.438 (36.5) | 28 |
| 32 | 1 5/16-18 UNEF | 1.318 (33.5) | 1.000 (25.4) | 1.250 (31.8) | 1.562 (39.6) | 32 |
| 40 | 1 1/2-18 UNEF | 1.505 (38.2) | 1.250 (31.8) | 1.438 (36.5) | 1.812 (46.0) | 40 |

Table IV: Dash No./Dimensions

| Dash No. | Tubing I.D. Nom | Ø F Max | Ø G +.015 | H Max | J Max | K Max | L Max | M Max |
|----------|-----------------|--------------|--------------|--------------|------------|-------------|-------------|-------------|
| 06 | .188 (4.80) | .580 (14.7) | .157 (4.00) | 1.393 (35.3) | .50 (12.7) | 1.23 (31.2) | .68 (17.3) | 1.42 (36.1) |
| 09 | .281 (7.14) | .670 (17.0) | .250 (6.35) | 1.393 (35.3) | .53 (13.5) | 1.26 (32.0) | .75 (19.1) | 1.48 (37.6) |
| 10 | .312 (7.92) | .710 (18.0) | .281 (7.14) | 1.393 (35.3) | .53 (13.5) | 1.26 (32.0) | .75 (19.1) | 1.48 (37.6) |
| 12 | .375 (9.53) | .770 (19.6) | .344 (8.73) | 1.393 (35.3) | .53 (13.5) | 1.26 (32.0) | .75 (19.1) | 1.48 (37.6) |
| 14 | .437 (11.1) | .830 (21.1) | .406 (10.3) | 1.393 (35.3) | .55 (14.0) | 1.29 (32.8) | .81 (20.6) | 1.54 (39.1) |
| 16 | .500 (12.7) | .920 (23.4) | .469 (11.9) | 1.443 (36.6) | .55 (14.0) | 1.34 (34.0) | .81 (20.6) | 1.59 (40.4) |
| 20 | .625 (15.9) | 1.040 (26.4) | .594 (15.1) | 1.443 (36.6) | .61 (15.5) | 1.39 (35.3) | .93 (23.6) | 1.72 (43.7) |
| 24 | .750 (19.1) | 1.200 (30.5) | .714 (18.1) | 1.543 (39.1) | .63 (16.0) | 1.51 (38.4) | 1.00 (25.4) | 1.88 (47.8) |
| 28 | .875 (22.2) | 1.340 (34.0) | .839 (21.3) | 1.643 (41.7) | .68 (17.3) | 1.67 (42.4) | 1.12 (28.4) | 2.10 (53.3) |
| 32 | 1.000 (25.4) | 1.500 (38.1) | .964 (24.5) | 1.643 (41.7) | .71 (18.0) | 1.69 (42.9) | 1.18 (30.0) | 2.17 (55.1) |
| 40 | 1.250 (31.8) | 1.660 (42.2) | 1.214 (30.7) | 1.743 (44.2) | .76 (19.3) | 1.84 (46.7) | 1.31 (33.3) | 2.39 (60.7) |

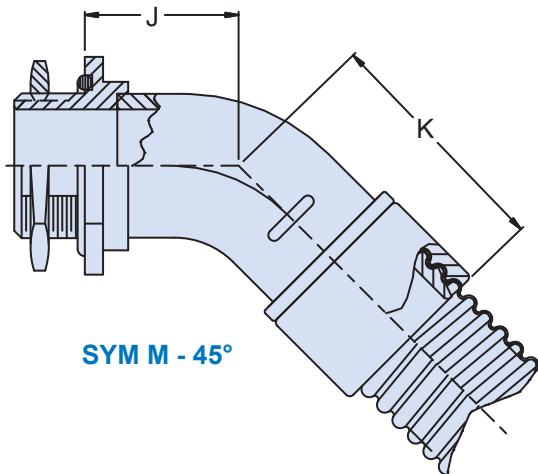


Table II: Finish

| Sym | Material | Finish Description |
|-----|----------------|--|
| M | Aluminum Alloy | Electroless Nickel |
| MT | Aluminum Alloy | Nickel-PTFE |
| NF | Aluminum Alloy | Cad/O.D. Over Electroless Nickel (1,000 Hour Salt Spray) |
| Z1 | 300 Series SST | Passivate |
| ZM | 300 Series SST | Electroless Nickel |
| ZN | Aluminum Alloy | Zinc Nickel/O.D. Over Electroless Nickel (1,000 Hour Salt Spray) |
| ZW | 300 Series SST | Cad O.D. Over Electroless Nickel |