

How to Order	
Part Number Example	900-340 NF D0 -15 2 A A 1 H
Basic Number	900-340
Material/Finish	See Material and Finish Options Table
Connector Style	D0 = Receptacle, Wall Mount 05 = Receptacle, Inline 07 = Receptacle, Jam Nut G6 = Plug
Shell Size	15
USB Performance	2 = USB 2.0
USB Interface Type (Front)	A = Type A
USB Interface Type (Back)	A = Type A
Alternate Polarization	1, 2, 3, 4, 5, and 6 See connector specifications page for further information (Per MIL-DTL-28840)
USB Orientation	H = Horizontal V = Vertical (See below for options)

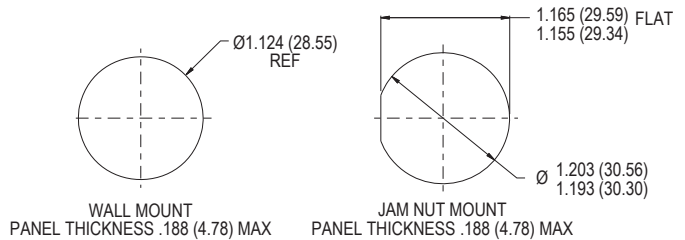
USB 2.0 Wiring			
Pin	Name	Cable Color (USB)	Description
1	(V BUS)	Red	+5 V
2	(D-)	White	Data -
3	(D+)	Green	Data +
4	(GND)	Black	Ground

Material and Finish Options		
Code	Material	Finish Description
NF	Aluminum	Cadmium O. D. Over Electroless Nickel (500 hour Salt Spray)
ZN		Zinc Nickel, Olive Drab
MT		Nickel-PTFE, 1000 Hour Grey™
Z1	Stainless Steel	Passivate
ZU		Black Cadmium Over Nickel
AB	Marine Bronze	None (Clean Only)

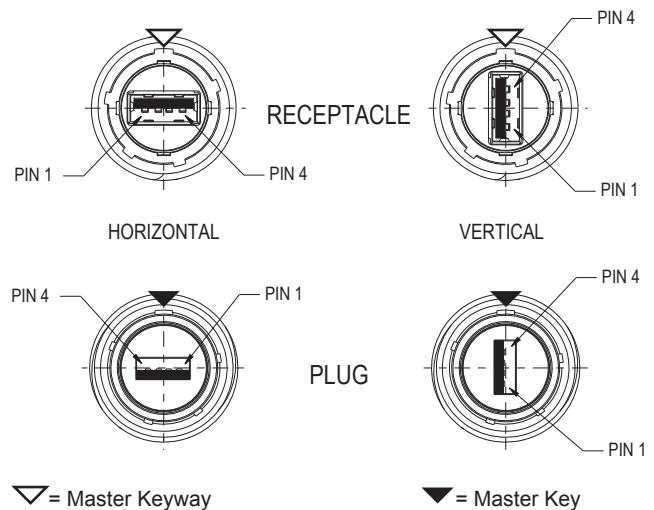
NOTES

1. Connector and contacts shall meet general requirements of MIL-DTL-28840 and USB receptacle meets USB 2.0 standard.
2. Connector meets IP67 in the unmated condition.
3. Connector accessory features per M28840 connector designator G. Consult factory for shrink boot option and accessory selection.

RECOMMENDED PANEL CUT-OUTS



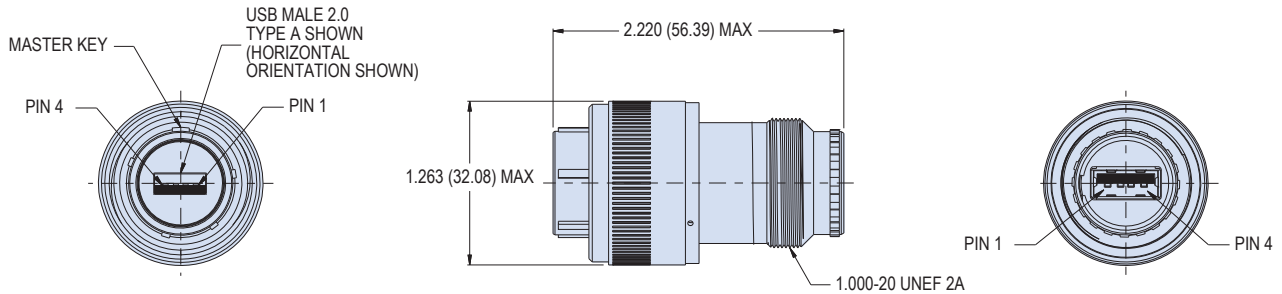
USB ORIENTATION OPTIONS



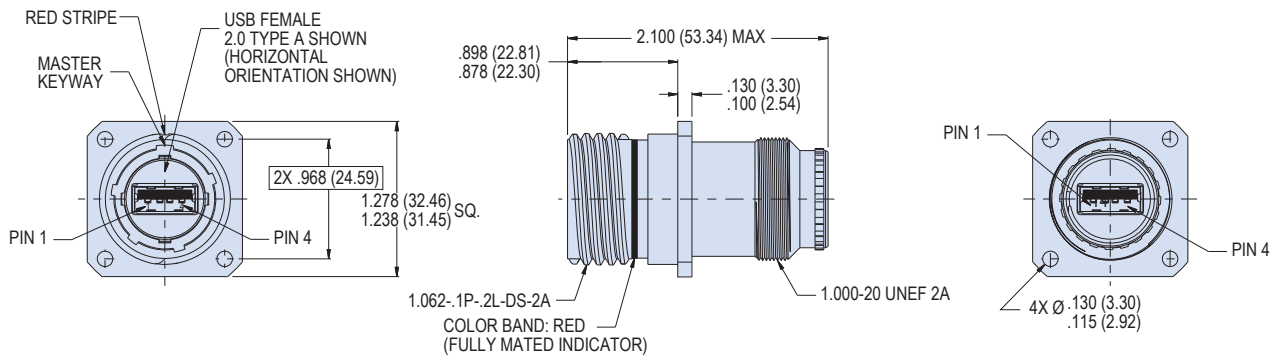
USB 2.0 28840 SuperSeal™ 900-340 USB 2.0 Type A Coupler



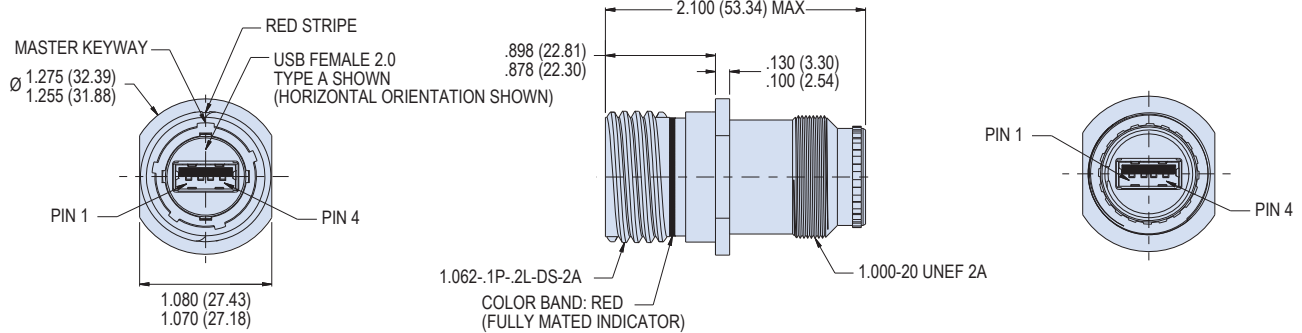
G6 - PLUG



D0 - WALL MOUNT RECEPTACLE



05 - RECEPTACLE, INLINE



07 - JAM NUT MOUNT RECEPTACLE

