

061-014


Light-duty hold-down release mechanism

24 lb. release preload

Non-redundant circuit • side load



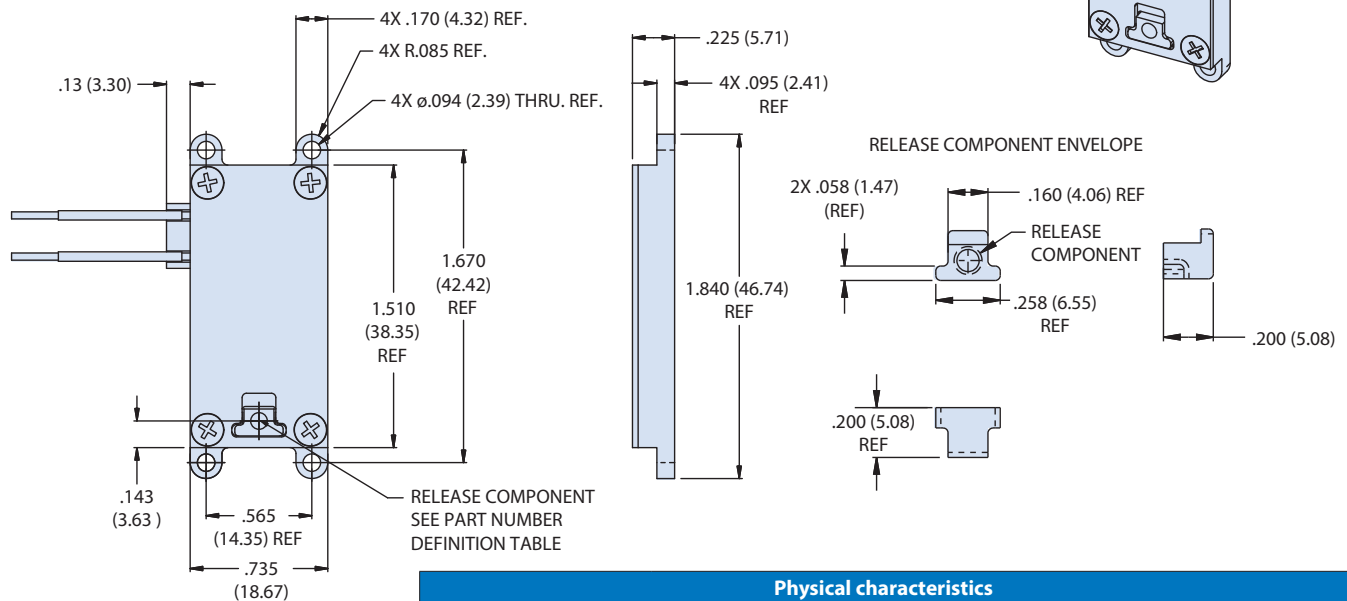
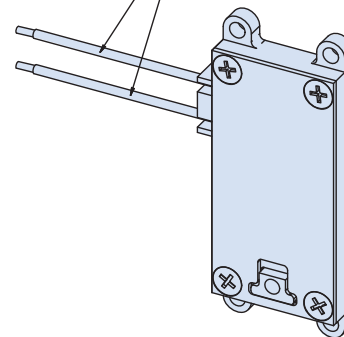
NON-REDUNDANT CIRCUIT HOLD DOWN RELEASE MECHANISM, LIGHT DUTY



How To Order		
Sample Part No.	061	-014
Basic Part No.	Light-Duty HDRM	
Dash No.	Side Load, Non-Redundant Circuit	

INITIATION CIRCUIT WIRES IAW MS22759/44-20-0 AND MS22759/44-20-2. LENGTH = 18 INCHES MIN.

PART NUMBER DEFINITION		
DESIGNATOR	PART NUMBER	THREAD
BLANK	061-014	112-40 UNC-3B .15 MIN THD DEPTH
M3	061-014M3	M3 X 0.5 HH 3.8 MIN THD DEPTH



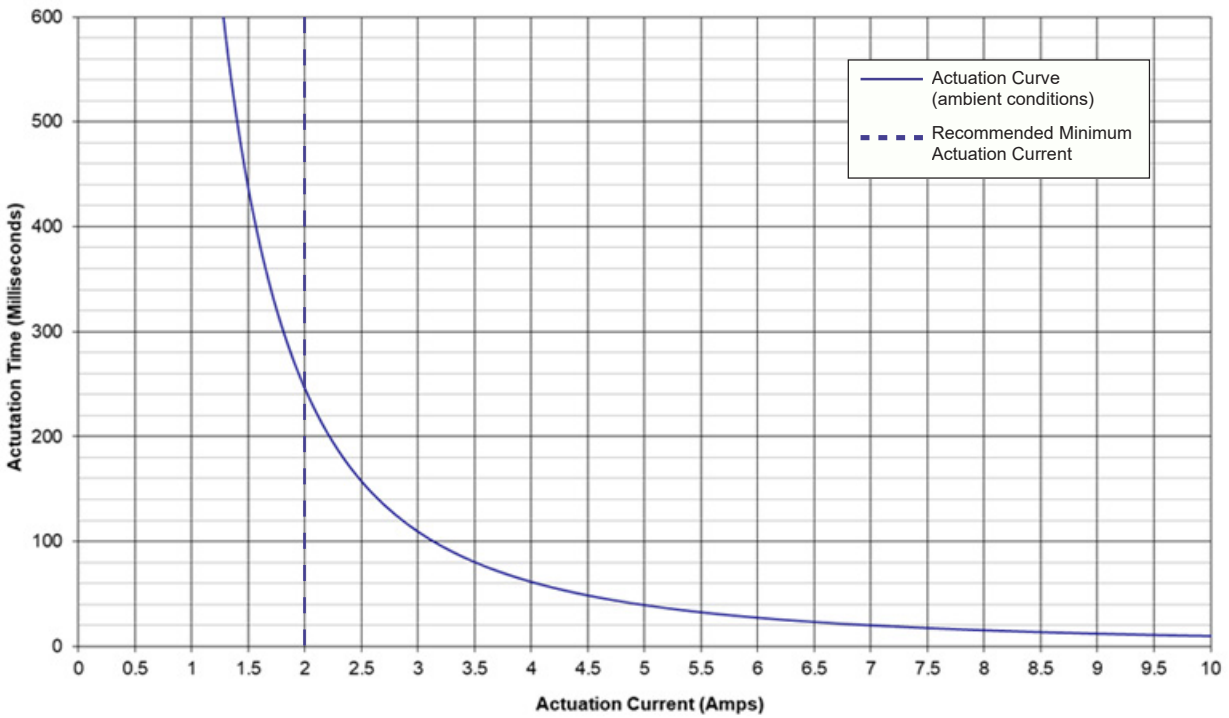
NOTES

- Unit is identified with Glenair name, CAGE code, part number, and date code, space permitting. Primary initiation circuit identified with "P" and redundant with "R".
- Release preload: 24 lbs. (106.7N)
- Full qualification complete, consult factory for test report.
- Reference Glenair P/N 060-114 for refurbishment initiator
- Metric threads available, consult factory for options

Physical characteristics	
Mass	20.6 grams approximate weight
Release component thread	0.115-40 UNC-3B*
Material list	IAW MSFC-STD-3029
Device features	
Field refurbishable	Initiator can be replaced in less than 15 minutes by trained personnel
Packaging	External housing typically supplied with two mounting points. Custom housings and mountings available
Connectorization	Standard design supplied with wire inputs. Consult factory for connectorization options
Scalable bolt size	Bolt size determines preload and can be scaled to accommodate a wide range of requirements
*Size callout based on the bolt size to be used. Metric thread also available. Consult factory for qualification test report.	

A

Actuation Curve for Light Duty Mechanisms
(ambient conditions)



Qualification Test Parameters

Random Vibration	28.2 GRMS
Shock Input	442 Gs max
Thermal Vacuum	3 cycles -65° C to +70° C, 1.0 x 10 ⁻⁵ torr
Life Cycle	6 releases on one unit