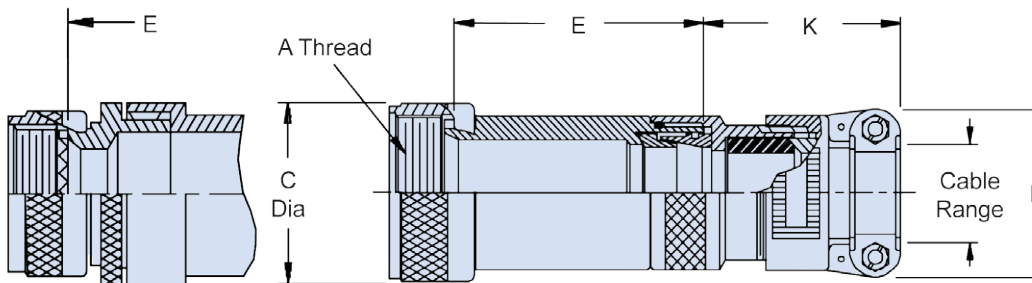
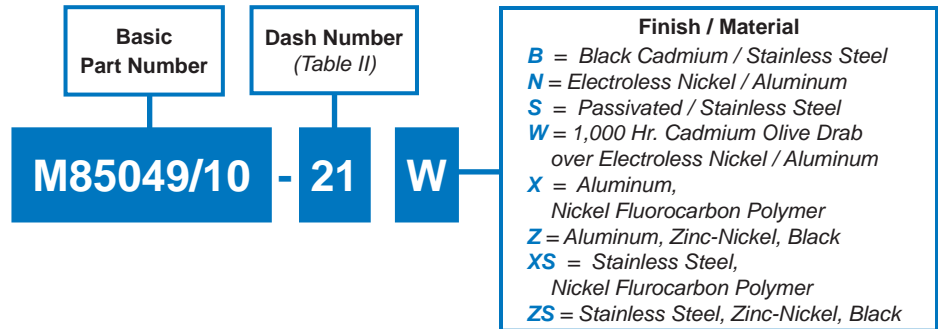
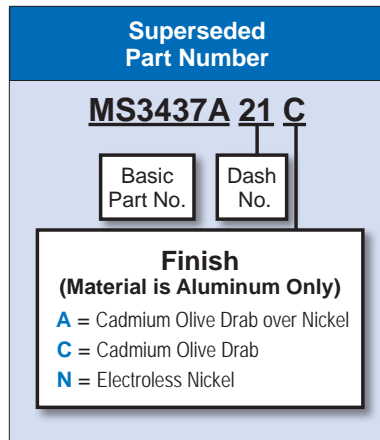


BACKSHELLS AND ACCESSORIES
FOR AS81703 SERIES 3 TYPE CONNECTORS



Straight EMI/RFI Environmental Backshell

AS85049/10 and MS3437A



STYLE 2

STYLE 1

TABLE I: Shell Size and Dimensions

Dash No.	Shell Size	A Thread Class 2B	C Dia Max
3	3	.562 - 24 UNEF	.67 (17.0)
12	7	.750 - 20 UNEF	.86 (21.8)
14	12	.875 - 20 UNEF	.98 (24.9)
16	19	1.000 - 20 UNEF	1.11 (28.2)
18	27	1.062 - 18 UNEF	1.22 (31.0)
20	37	1.188 - 18 UNEF	1.34 (34.0)
61	61	1.500 - 18 UNEF	1.65 (41.9)

TABLE II: Dash No., Style, Shell Size, Dimensions and Cable Range

Dash No.	Shell Size	Style	E Max	K Ref	L Max	Cable Range	
						Min	Max
01	3	1	2.125 (54.0)	1.544 (39.2)	.957 (24.3)	.125(3.2)	.250(6.4)
02	3	1	3.125 (79.4)	1.544 (39.2)	.957 (24.3)	.125(3.2)	.250(6.4)
03	3	2	2.875 (73.0)	1.544 (39.2)	1.145 (29.1)	.250(6.4)	.437 (11.1)
04	3	2	3.875 (98.4)	1.544 (39.2)	1.145 (29.1)	.250(6.4)	.437 (11.1)
13	12	1	2.125 (54.0)	1.544 (39.2)	1.145 (29.1)	.250(6.4)	.437 (11.1)
14	12	1	3.125 (79.4)	1.544 (39.2)	1.145 (29.1)	.250(6.4)	.437 (11.1)
15	12	2	2.875 (73.0)	1.844 (46.8)	1.332 (33.8)	.350(8.9)	.625 (15.9)
16	12	2	3.875 (98.4)	1.844 (46.8)	1.332 (33.8)	.350(8.9)	.625 (15.9)
103	61	1	3.125 (79.4)	1.916 (48.7)	1.551 (39.4)	.500 (12.7)	.750 (19.1)
104	61	1	4.125 (104.8)	1.916 (48.7)	1.551 (39.4)	.500 (12.7)	.750 (19.1)
105	61	1	3.125 (79.4)	2.000 (50.8)	1.770 (45.0)	.625 (15.9)	.937 (23.8)
106	61	1	4.125 (104.8)	2.000 (50.8)	1.770 (45.0)	.625 (15.9)	.937 (23.8)
107	61	2	3.875 (98.4)	2.230 (56.6)	2.113 (53.7)	.875 (22.2)	1.250 (31.8)
108	61	2	4.875 (123.8)	2.230 (56.6)	2.113 (53.7)	.875 (22.2)	1.250 (31.8)
109	61	2	3.875 (98.4)	2.024 (51.4)	2.363 (60.0)	1.000 (25.4)	1.375 (34.9)
110	61	2	4.875 (123.8)	2.024 (51.4)	2.363 (60.0)	1.000 (25.4)	1.375 (34.9)
111	12	1	2.125 (54.0)	1.844 (46.8)	1.332 (33.8)	.350 (8.9)	.500 (12.7)
114	12	1	2.125 (54.0)	1.544 (39.2)	.957 (24.3)	.125 (3.2)	.312 (7.9)
115	12	1	3.125 (79.4)	1.544 (39.2)	.957 (24.3)	.125 (3.2)	.312 (7.9)
138	12	1	2.125 (54.0)	1.844 (46.8)	1.332 (33.8)	.350 (8.9)	.500 (12.7)
139	12	1	3.125 (79.4)	1.844 (46.8)	1.332 (33.8)	.350 (8.9)	.500 (12.7)

NOTES

1. For complete dimensions see the applicable Military Specification.
2. Metric dimensions (mm) are in parentheses.
3. Cable Range is defined as the accommodation range for the wire bundle or cable. Dimensions shown are not intended for inspection criteria.