

**852-148**  
**852-149**

- Size 8
- 50 Ohm
- 6 GHz

- Solder + Crimp Termination
- Fits Series 795, 806 Connectors



Pin Contact

Socket Contact

**Low loss. 50 ohm. Size 8.** Snap-in, rear release coax contacts fit Glenair Series 795 and Series 806 connectors with size 8 contact cavities. 50 ohm nominal impedance. DC - 6 GHz frequency range. Inner contact is solder type, shield termination is crimp type. Supplied as unassembled kit with instruction sheet.

### PART NUMBER

Coax Cable	Pin Part Number		Socket Part Number		A Hex Crimp	
	With Sealing Boot	No Sealing Boot	With Sealing Boot	No Sealing Boot	in	mm
M17/152-00001 (RG316-DS)	852-149-01F	852-149-01	852-148-01F	852-148-01	.128	3.3
M17/113-RG316	852-149-02F	852-149-02	852-148-02F	852-148-02	.128	3.3
M17/060-RG142						
M17/128-RG400	852-149-03F	852-149-03	852-148-03F	852-148-03	.213	5.4
962-009-200 (Glenair)						
M17/28-RG58	852-149-04F	852-149-04	852-148-04F	852-148-04	.213	5.4
M17/220-0001	852-149-05F	852-149-05	852-148-05F	852-148-05	.213	5.4

### CONNECTOR COMPATIBILITY

- Series 795 connectors with size 8 contact cavities
- Series 806 connectors with size 8 contact cavities

### CONSTRUCTION

- Center contact, body, retainer, clamp nut: copper alloy, gold over nickel plating
- Front and rear dielectric: fluoropolymer
- Sealing boot: fluorosilicone rubber, glass-filled thermoplastic

### SPECIFICATIONS

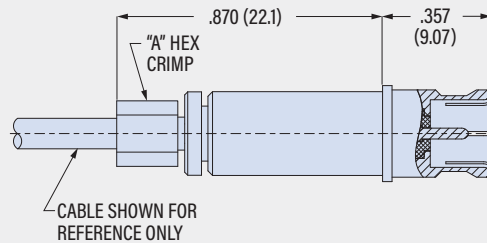
- Operating temperature: -65 °C to +200 °C
- VSWR: 1.25:1 max. @ 6 GHz
- Impedance: 50 ohms
- Dielectric withstanding voltage: 1300 Vac rms at sea level, 250 Vac at 50,000 feet
- Current rating: 1 ampere
- Durability: 500 mating cycles

### REMOVAL TOOL

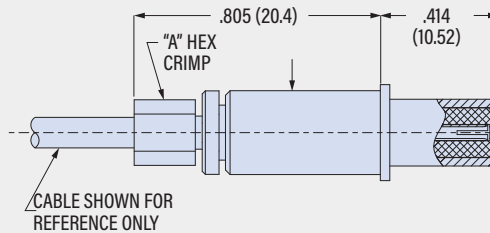
859-022  
(M81969/14-06)



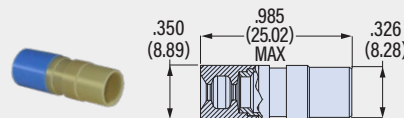
### 852-148 SOCKET CONTACT



### 852-149 PIN CONTACT



### SEALING BOOT



Slide boot over cable, rubber end first, before terminating cable to contact. Install wired contact into connector, then slide boot into connector grommet to provide moisture seal.

Part Number	Cable Range
859-042-01	.090/.130 (2.3/3.3)
859-042-02	.130/.170 (3.3/4.3)
859-042-03	.170/.205 (4.3/5.2)

### CRIMP TOOLS

Center contact is solder termination, no crimp tool is necessary. Terminate cable braid to contact with hand crimp tool and hex die set.



Tool	Part Number
Crimp Tool	809-129 (M22520/5-01)
Die Set, .128 Hex	809-130 (M22520/5-03)
Die Set, .213 Hex	859-051 (M22520/5-05)