

RF, Microwave and Datalink Contacts

for MIL-DTL-38999, SuperNine®, Mighty Mouse and Micro-Crimp® Connectors



Low-Loss Matched-Impedance Coaxial Contacts

High Performance 75 Ohm Coaxial Cable


PIC™ Aerospace-Grade Video Cable

PIC™ video cable is specially designed and manufactured for reliable performance in aircraft systems and other harsh environments involving high temperature, EMI and corrosive materials. Improved strength, lower attenuation and better shielding compared with M17/94-RG179. Silver-plated conductor, foamed FEP dielectric, tinned copper braid, FEP or ETFE jacket. Skydrol resistant, RoHS compliant, meets FAA FAR Parts 23 and 25, Appendix F flammability, complies with MIL-DTL-17.

Times Microwave LMR®-240-75 Cable

Times Microwave LMR®-240-75 flexible low-loss coaxial cable is designed for 20 year outdoor service life. Featuring excellent flexibility and bendability, LMR-240-75 cable has a UV resistant polyethylene jacket.

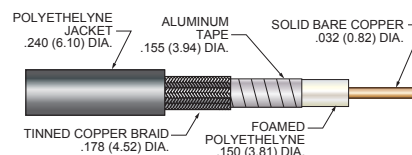
PIC™ V76261




PIC™ V75268




LMR®-240-75



PIC™ V73263



PIC™ V78209



Glenair Part No.	960-130	960-131	960-132							
Manufacturer Part No.	V75268	V76261	V73263	V78209	LMR-240-75					
Manufacturer	PIC™	PIC™	PIC™	PIC™	Times Microwave					
Impedance (ohms)	75	75	75	75	75					
Shielding Effectiveness (dB)	50	90	110	90	>90					
Video Application	RS170	RS170	SMPTE 292M	SMPTE 424M	Various					
First Shield	TC Braid	TC Braid	TC Braid	TC Braid	TC Braid					
Second Shield	None	Aluminized film, 100% coverage	Silver plated helical copper strip, 100%	Aluminized film, 100% coverage	Aluminized film, 100% coverage					
Temperature Rating	-65° to +165° C	-65° to +165° C	-65° to +165° C	-55° to +150° C	-40° to +85° C					
Minimum Bend Radius	0.6 in. (15mm.)	0.6 in. (15mm.)	0.65 in. (16.5mm.)	1.1 in. (27.9mm.)	.75 in. (19.1mm.)					
Weight (lbs/100 ft.)	1.2	1.1	1.5	3.0	3.4					
Capacitance (pF/ft)	16.0	16.0	16.0	16.5	16.1					
Velocity of Propagation %	80	80	80	80	84					
Time Delay nS/ft	1.28	1.28	1.28	1.28	1.21					
Max. Attenuation	Freq.	dB/100 ft	Freq.	dB/100 ft	Freq.	dB/100 ft	Freq.	dB/100 ft	Freq.	dB/100 ft
	1 MHz	0.55	1 MHz	0.52	1 MHz	0.58	1 MHz	0.4	50 MHz	1.6
	10 MHz	1.77	10 MHz	1.71	10 MHz	1.6	10 MHz	0.9	450 MHz	5.0
	100 MHz	5.7	100 MHz	5.5	100 MHz	5.0	100 MHz	3.0	900 MHz	7.2
	400 MHz	11.8	400 MHz	11.3	400 MHz	10.6	400 MHz	6.1	1.5 GHz	9.4
	1.45 GHz	24.6	1.45 GHz	23.4	1.45 GHz	22.0	1.45 GHz	13.6	2.0 GHz	10.9
3 GHz	37.4	3 GHz	36.1	3 GHz	34.0	3 GHz	25.0	2.5 GHz	12.3	