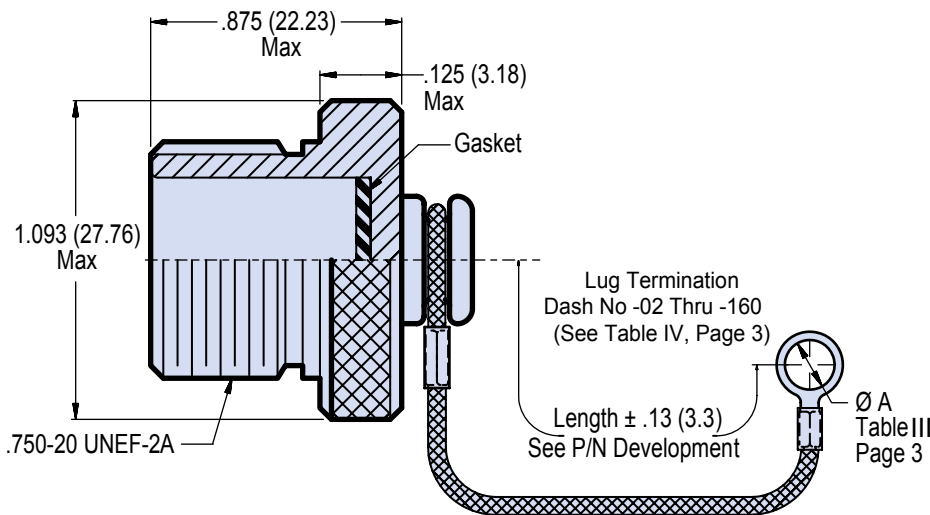
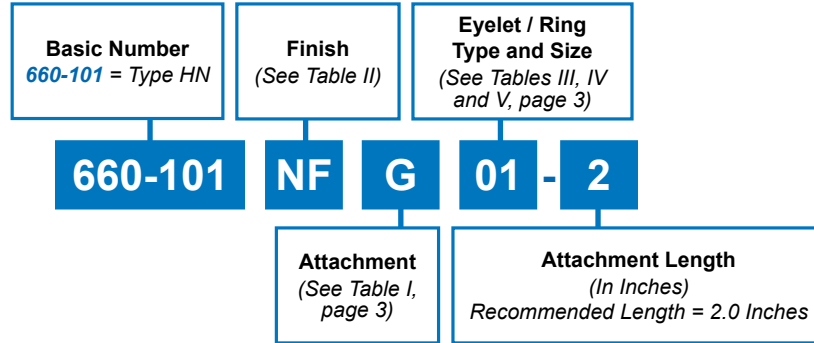
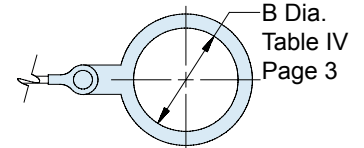


660-101 Plug Dust Cover for RF Coax Type HN Connectors



SOLID RING - Style A



SPLIT RING - Style C

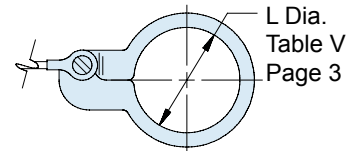


Table II: Materials and Finishes

Code	Material	Finish
M	Aluminum Alloy 6061-T6	Electroless Nickel
MT		Nickel Fluoropolymer
NF		Cadmium, Olive Drab
ZR		Zinc-Nickel, Black
Z1	303 Stainless Steel	Passivate
BM	Brass	Brass - Electroless Nickel
WB		White Bronze (Non-Magnetic)

Material and Finishes:

Gaskets – Silicone or neoprene/N.A.

Attachments – See page 3

Covers – Aluminum alloy, brass, stainless steel/See Table II below for finishes

Crimp Rings and Eyelets – CRES/passivate

Composite and other materials and finishes available.

Please consult factory

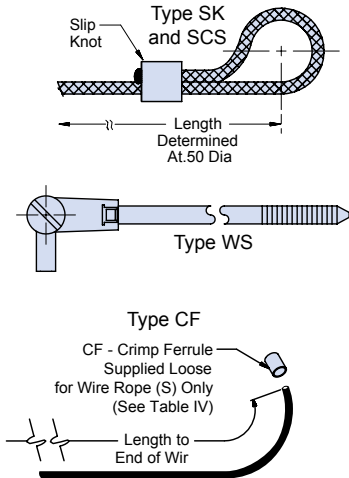
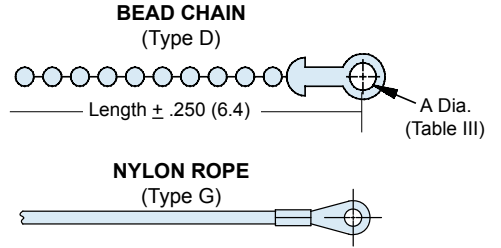
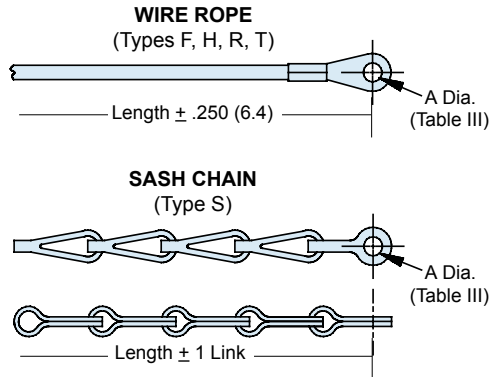
APPLICATION NOTES

1. Assembly identified with manufacturer's name and part number, space permitting.
2. Attachment to withstand 25 Lb. pull test.
3. A = Maximum diameter over which mandrel will rotate freely (see Table IV, page 3).
4. Metric dimensions (mm) are in parentheses.

RF Coax Connector Protective Covers Attachment Selections, Ring and Eyelet Dimensions



Table I: Attachments	
Sym	Chain
D	Bead Chain, Cres, Passivate
S	#8 Sash Chain, Cres, Passivate
Sym	Wire Rope
F	Wire Rope, Nylon Jacket
H	Wire Rope, Fluoropolymer Jacket
R	Wire Rope, PVC Jacket
T	Wire Rope, No Jacket
Sym	Fabric Rope
G	Flexible Nylon Rope
Sym	None
N	No Attachment
NB	No Lanyard or Attachment Boss



NOTES

- Slip/Crimp Sleeve (SCS) for Type G Nylon Cord only provides "slip knot" adjustment. May be crimped for permanent attachment.
- Crimp Ferrule (CF) for Type S Wire Rope only. Supplied loose for user termination.

Table II: Materials and Finishes		
Code	Material	Finish
M	Aluminum Alloy 6061-T6	Electroless Nickel
MT		Nickel Fluoropolymer
NF		Cadmium, Olive Drab
ZR		Zinc-Nickel, Black
ZI	303 Stainless Steel	Passivate
BM	Brass	Brass - Electroless Nickel
WB		White Bronze (Non-Magnetic)

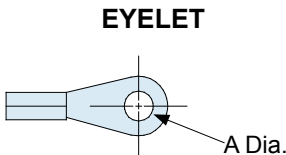


Table III: Eyelet	
Dash No.	P Dia $\pm .010$ (0.3)
01	.140 (3.6)
04	.197 (5.0)
06	.125 (3.2)
09	.156 (4.0)
00	No Eyelet
WS	With Strap
SK	Slip Knot
SCS	Slip/Crimp Sleeve
CF	Crimp Ferrule (Loose)

SOLID RING - Style A

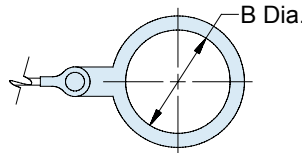


Table IV: Style A Ring Diameter	
Dash No.	N Dia $\pm .015$ (0.4)
095	.312 (7.9)
100	.391 (9.9)
101	.516 (13.1)
102	.583 (14.8)
103	.641 (16.3)
105	.766 (19.5)
106	.896 (22.2)
107	1.016 (25.8)

SPLIT RING - Style C

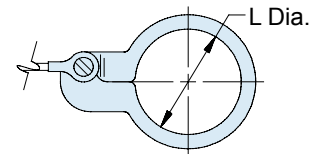


Table V: Style C Ring Diameter	
Dash No.	L Dia $\pm .015$ (0.4)
52	.485 (12.3)
54	.640 (16.3)
56	.750 (19.1)
58	.890 (22.6)
60	1.015 (25.8)