



667-513 PROSEAL PROTECTIVE COVER FOR SERIES 79 CONNECTORS



- Pressure seal, dust and spray resistant
- Self-aligning
- Positive spring-action in closed position. Locks open at approximately 105° from receptacle face.

How to Order 667-513					
Sample Part Number	667-513	NF	F	T3	A
Series	ProSeal protective cover for Series 79 connectors				
Finish	See Table II				
Shell Size	See Table I				
Panel Thickness	T3 fits nominally onto panel with .062" (1.57mm) thickness, will work for panels as thin as .031" (.79mm)				
Connector Position	A = Figure 1 B = Figure 2				

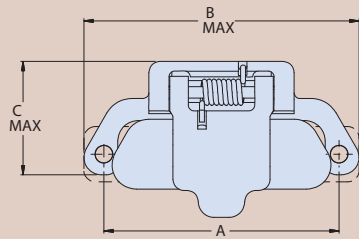


FIGURE 1 POSITION A

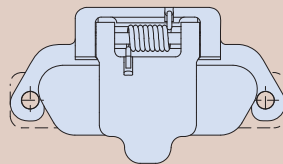
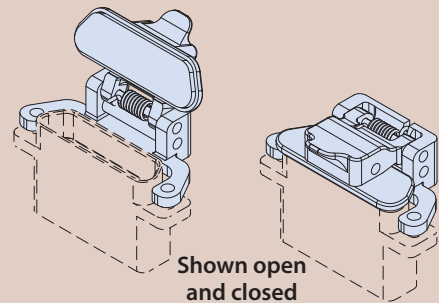
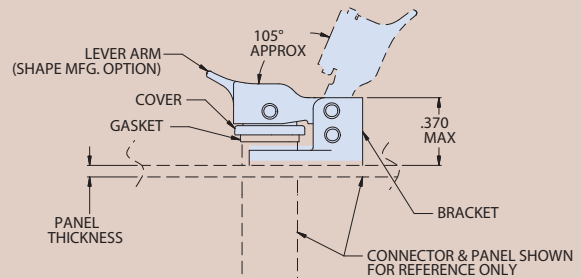
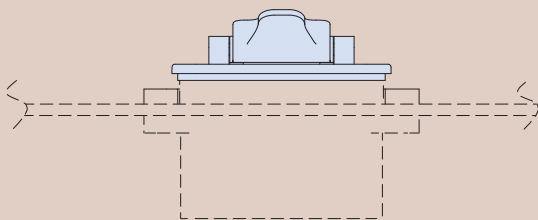


FIGURE 2 POSITION B



Shown open and closed



Shell Size	A		B max		C max	
	in	mm	in	mm	in	mm
A	.565	14.35	.810	50.57	.541	13.74
B	.715	18.16	.960	24.38	.640	16.26
C	.865	21.97	1.110	28.19	.640	16.26
D	.965	24.51	1.210	30.73	.662	16.81
E	1.115	28.32	1.360	34.54	.662	16.81
F	1.265	32.13	1.510	38.35	.640	16.26
G	1.215	30.86	1.460	37.08	.662	16.81
J	1.615	41.02	1.865	47.37	.640	16.26
K	2.015	51.18	1.260	32.00	.683	17.35

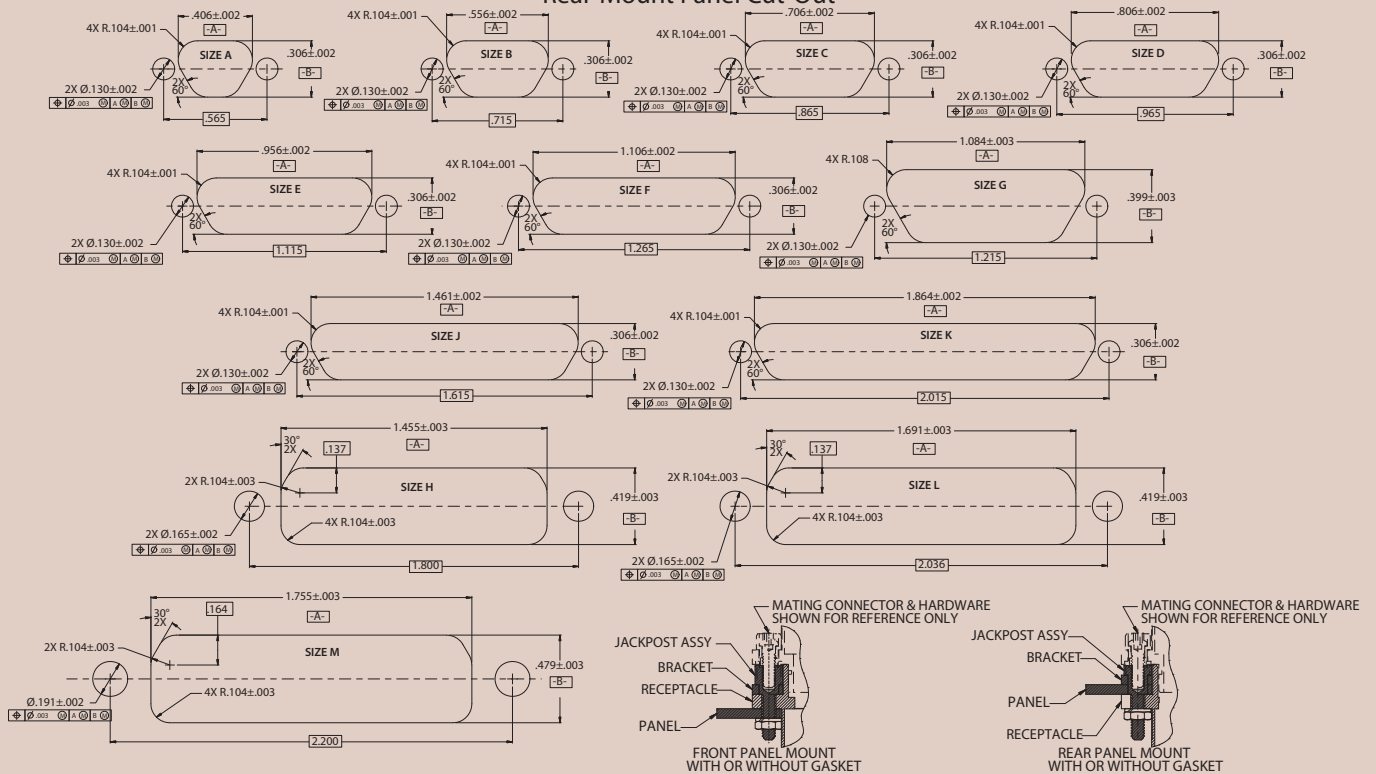
Sym	Material	Finish
MT	Aluminum	Nickel-PTFE
ZR		Zinc-Nickel, Black (Tri-Valent CR)
M		Electroless Nickel
NF		Cad Plate / Olive Drab over Electroless Nickel
C		Anodize / Black
UC		Zinc Cobalt / Black

MATERIAL / FINISH

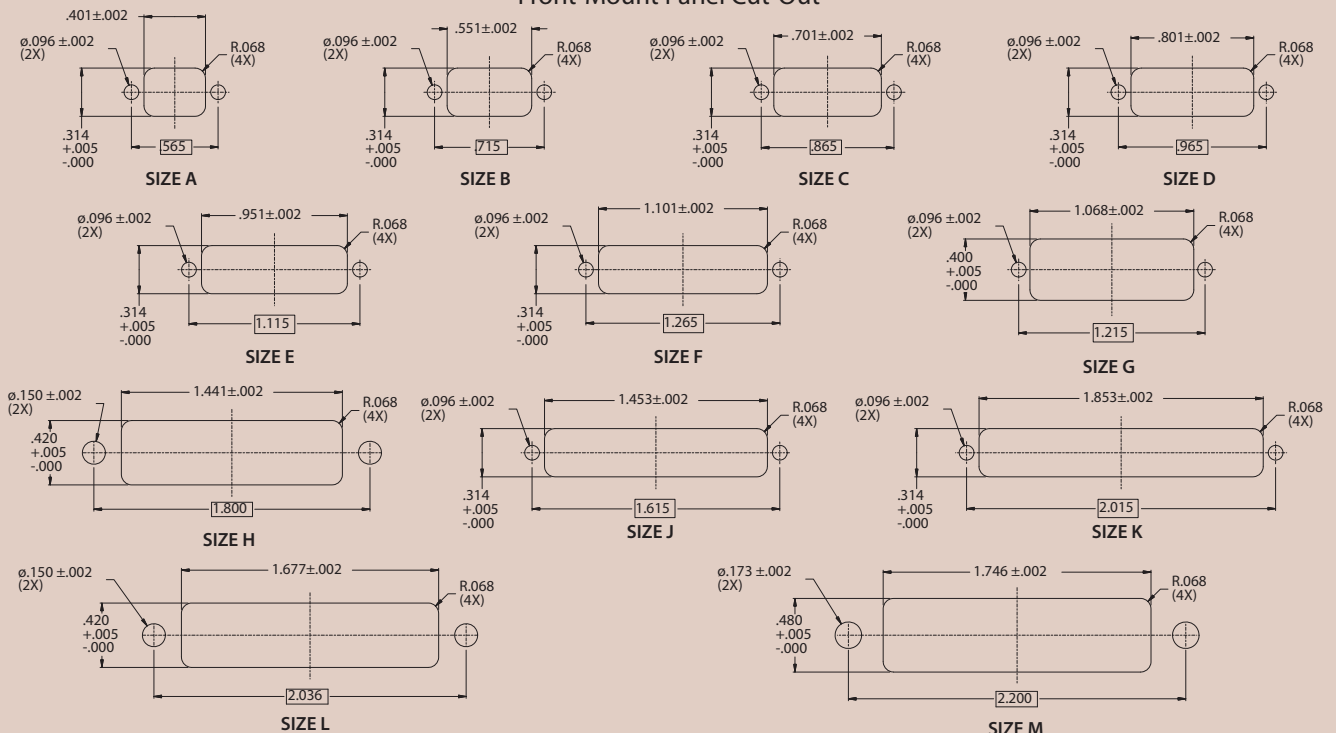
Bracket - Aluminum Alloy / see Table II
 Cover, Lever Arm - Thermoplastic, black
 Spings / Pins - 300 Series SST / Passivate
 Sleeves - Delrin Gasket - Silicone



Rear-Mount Panel Cut-Out



Front-Mount Panel Cut-Out



Series 79