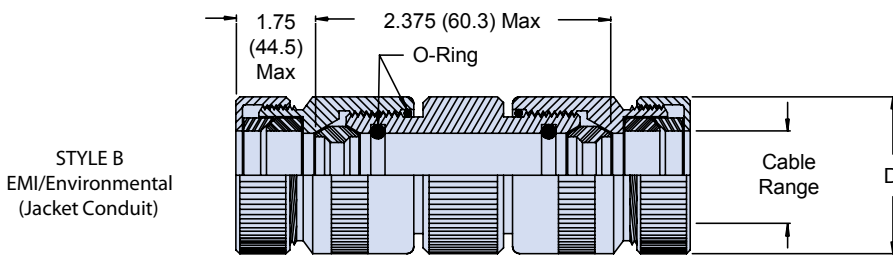
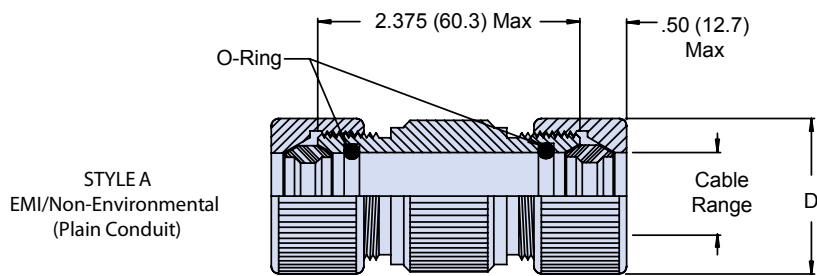
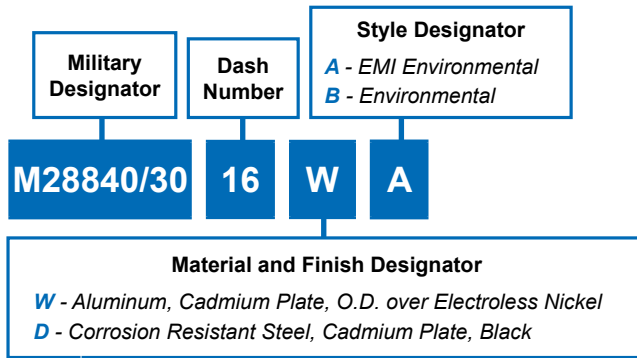




M28840/30 Metal Conduit Coupler Styles A and B



Dash Number	Conduit Size	Sealing Range		C Thread	M Max Diameter	V Thread Class 2	Y Max Diameter
		Max.	Min.				
03	03	.63 (16.0)	.50 (12.7)	.875-20 UNEF	1.12 (28.5)	1.00-20 UNEF	1.19 (30.23)
04	04	.75 (19.1)	.63 (16.0)	1.000-20 UNEF	1.25 (31.8)	1.188-18 UNEF	1.38 (35.1)
05	05	.88 (22.4)	.75 (18.1)	1.125-18 UNEF	1.43 (36.3)	1.438-18 UNEF	1.63 (41.4)
06	06	1.00 (25.4)	.88 (22.4)	1.250-18 UNEF	1.62 (41.2)	1.750-18 UNS	1.94 (49.3)
08	08	1.38 (35.1)	1.19 (30.2)	1.625-18 UNEF	1.81 (46.0)	2.00-18 UNS	2.19 (55.6)
10	10	1.63 (41.4)	1.44 (36.6)	1.875-18 UNS	2.18 (55.4)	2.250-16 UN	2.44 (62.0)
12	12	1.88 (47.8)	1.63 (41.4)	2.125-16 UN	2.56 (65.0)	2.50-16 UN	2.69 (68.3)
16	16	2.38 (60.5)	2.13 (54.1)	2.750-16 UN	3.06 (77.8)	3.00-16 UN	3.19 (81.0)

Dimensions in Inches (millimeters) are subject to change without notice.