




QPL QUALIFIED AND COTS EQUIVALENT MIL-DTL-38999 Series III and IV

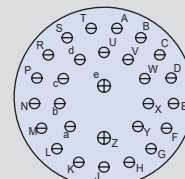
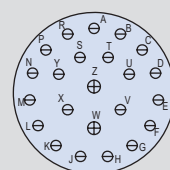
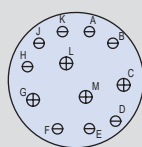
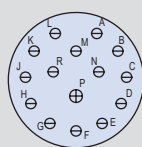


MIL-STD-1560 combo contact arrangements For environmental and hermetic connectors - pin front view

REFERENCE INFORMATION

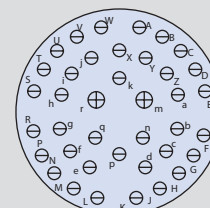
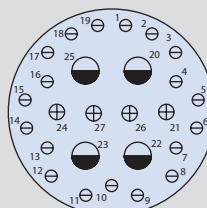
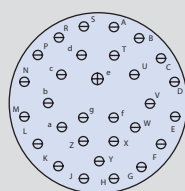
Combo Contact Arrangements				Number of Contacts			D38999 Sr III & IV
Contact Size (environmental contacts shown in pictures below)			#20	#16	#12		
Size #20 Contacts Environmental: 7.5 Amp Max. Current Hermetic: 5 Amp Max. Current #20-#24 AWG 	Size #16 Contacts Environmental 13 Amp Max. Current Hermetic: 10 Amp Max. Current #16-#20 AWG 	Size #12 Contacts Environmental 23 Amp Max. Current Hermetic: 17 Amp Max. Current #12-#14 AWG 	14	1		D15	
			8	4		D97	
			21	2		E99	
			26	2		F28	
			29	1		F30	
			19	4	4	G29	
			37	2		G39	
			48	8		J4	
				12	12	J24	
				23	20	J43	

Contact Legend
 #22D • #16 ⊕
 #20 ⊖ #12 ⊖



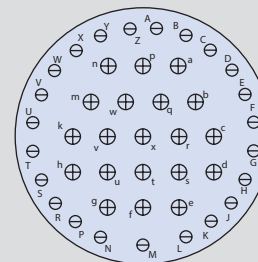
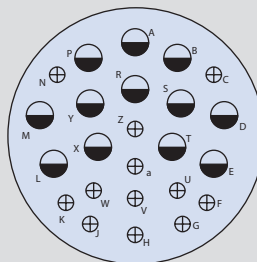
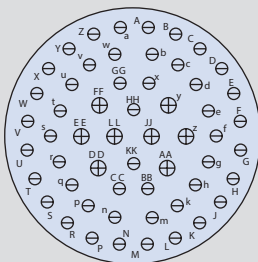
Insert Arrangement	D15		D97		E99		F28	
No. of Contacts and Size	1X #16	14X #20	4X #16	8X #20	2X #16	21X #20	2X #16	26X #20
Service Rating	I		I		I		I	

Contact Legend
 #22D • #16 ⊕
 #20 ⊖ #12 ⊖



Insert Arrangement	F30		G29		G39	
No. of Contacts and Size	1X #16	29X #20	4x #12	4X #16	19X #20	37X #20
Service Rating	I		I		I	

Contact Legend
 #22D • #16 ⊕
 #20 ⊖ #12 ⊖



Insert Arrangement	J4		J24		J43	
No. of Contacts and Size	8X #16	48X #20	12X #12	12X #16	20X #16	23X #20
Service Rating	I		I		I	