

SERIES 804 QDC PUSH-PULL Mighty Mouse Connectors and Cables



Front or Rear Panel Mount Receptacles with PC Tails or Solder Cups



Panel Mount Receptacles

Quick Disconnect Connectors (QDC) feature factory-installed non-removable contacts. Choose solder cup or PC Tail terminals. Available in front or rear panel mount versions. Specify **804-005** connectors for applications where open face water immersion is not a requirement. For MIL-STD-810 Method 512G immersion requirements, specify **804-020** watertight connectors. These 804-020 connectors are specially sealed ("MOD-518") and are 100% tested to meet 1 X 10⁻⁴ ccHe/second @ 1 atmosphere.

How To Order	
Sample Part Number	804-005 -07 NF 9-4 E A
Series	804-005 = Solder Cup or PCB Receptacle with Standard Potting 804-020 = Solder Cup or PCB Receptacle with Special "MOD-518" Sealing for Open Face (Unmated) Water Immersion Requirements. 100% Leak Tested.
Shell Style (See Table I)	-00 = Jam-Nut, Front Panel Mount -07 = Jam-Nut, Rear Panel Mount
Shell Material and Finish	C = Aluminum / Black Anodize (Non-Conductive) M = Aluminum / Electroless Nickel MT = Aluminum / Nickel-PTFE NF = Aluminum / Cadmium with Olive Drab Chromate ZNU = Aluminum / Zinc-Nickel with Black Chromate Z1 = Stainless Steel / Passivated
Shell Size - Insert Arrangement	See Contact Arrangements Page H-6
Contact Type	P = Pin, PC Tail E = Pin, Solder Cup S = Socket, PC Tail F = Socket, Solder Cup
Polarization (See Table II)	Omit = Single Master Key A = Normal B = Pos. B C = Pos. C D = Pos. D E = Pos. E F = Pos. F

Table I: Shell Style

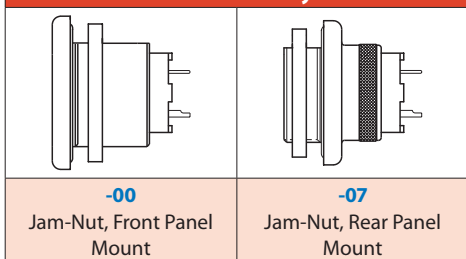
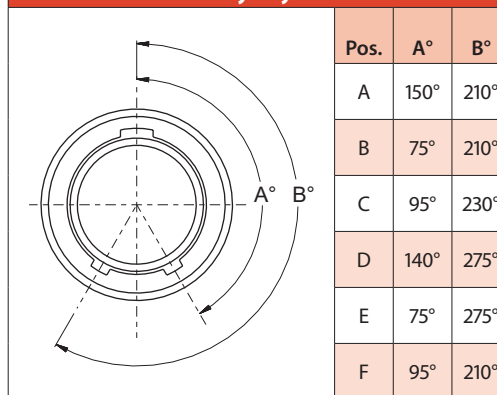



Table II: Keyway Positions



NOTES

1. Contacts are nonremovable
2. Receptacle connector mates with all push/pull high density plug connectors with same polarization and opposite contact gender
3. See page H-9 for recommended panel cut-outs
4. Hermeticity of 804-020 is rated at a helium leak rate of 10⁻⁴ ccHe/sec @ 1 atm

SERIES 804 QDC PUSH-PULL

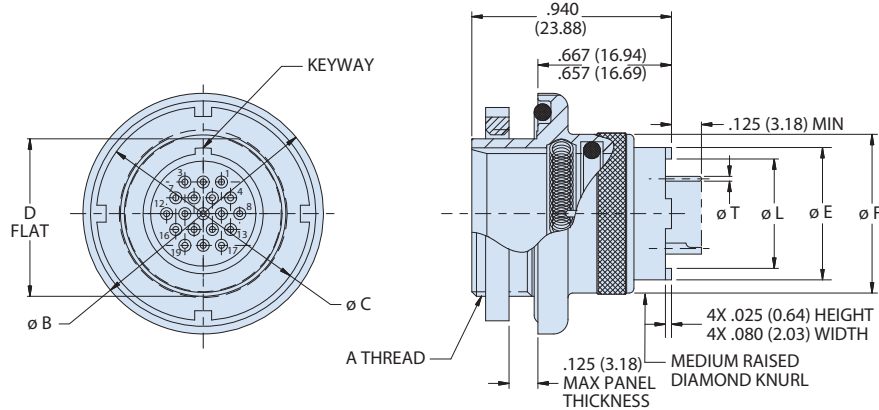


SERIES 804 QDC PUSH-PULL Mighty Mouse Connectors and Cables



Front or Rear Panel Mount Receptacles with PC Tails or Solder Cups

JAM-NUT, REAR PANEL MOUNT RECEPTACLE - STYLE 07

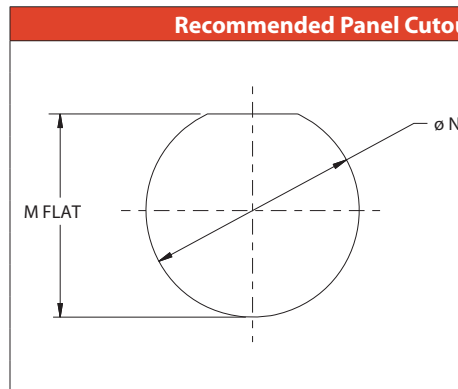


Dimensions									
Shell Size	A Thread	ø B	ø C	D-Flat	ø E	ø F	J Flat	ø L	ø T
5	.4375-32 UN-2A	0.730 (18.54)	0.562 (14.27)	0.415 (10.54)	0.244 (6.20)	0.435 (11.05)	0.470 (11.94)	0.176 (4.47)	#23 .018/.022 (0.46/0.56)
6	.5000-32 UN-2A	0.730 (18.54)	0.625 (15.88)	0.467 (11.86)	0.330 (8.38)	0.483 (12.27)	0.530 (13.46)	0.239 (6.07)	#20 .024/.028 (0.61/0.71)
7	.6250-28 UN-2A	0.910 (23.11)	0.750 (19.05)	0.594 (15.09)	0.432 (10.97)	0.570 (14.48)	0.663 (16.84)	0.325 (8.25)	#20 .024/.028 (0.61/0.71)
8	.6250-28 UN-2A	0.955 (24.26)	0.750 (19.05)	0.594 (15.09)	0.493 (12.52)	0.593 (15.06)	0.663 (16.84)	0.389 (9.88)	#20 .024/.028 (0.61/0.71)
9	.6875-28 UN-2A	1.000 (25.40)	0.812 (20.62)	0.655 (16.64)	0.551 (14.00)	0.685 (17.40)	0.720 (18.29)	0.447 (11.35)	#20 .024/.028 (0.61/0.71)
10	.7500-28 UN-2A	1.085 (27.56)	0.875 (22.23)	0.721 (18.31)	0.620 (15.75)	0.725 (18.42)	0.788 (20.02)	0.516 (13.11)	#16 .060/.064 (1.52/1.63)
11	.8125-28 UN-2A	1.135 (28.83)	0.938 (23.83)	0.788 (20.02)	0.662 (16.81)	0.810 (20.57)	0.843 (21.41)	0.558 (14.17)	#16 .060/.064 (1.52/1.63)
12	.8750-28 UN-2A	1.190 (30.23)	1.000 (25.40)	0.843 (21.41)	0.703 (17.86)	0.850 (21.59)	0.970 (24.64)	0.599 (15.21)	#16 .060/.064 (1.52/1.63)
14	1.0000-28 UN-2A	1.325 (33.65)	1.125 (28.58)	0.968 (24.59)	0.863 (21.92)	0.973 (24.71)	1.020 (25.91)	0.759 (19.28)	#12 .092/.096 (2.34/2.44)
15	1.0625-20 UN-2A	1.375 (34.92)	1.188 (30.18)	1.029 (26.14)	0.912 (23.16)	1.028 (26.11)	1.093 (27.76)	0.808 (20.52)	#12 .092/.096 (2.34/2.44)


Material and Finish

- Shell, jam nut: al alloy or cres / see Series 80 catalog
- Insulators : high grade rigid dielectric / N.A.
- Interfacial seal, o-ring : fluorosilicone / N.A.
- Contact: copper alloy / gold plate per ASTM B 488, type II, code c,
- Class 1.25 (.00005 Min thk), over a suitable underplate.
- Detent spring : cres / gold plated
- Potting compound : epoxy / N.A.

Recommended Panel Cutout for Rear Mount Jam Nut Receptacle			
Shell Size	M Flat		ø N
	5	0.427 (10.85); 0.423 (10.74)	
6	0.479 (12.17); 0.475 (12.07)	0.510 (12.95)	
7	0.606 (15.39); 0.601 (15.27)	0.635 (16.13)	
8	0.606 (15.39); 0.602 (15.29)	0.635 (16.13)	
9	0.667 (16.94); 0.663 (16.84)	0.695 (17.65)	
10	0.734 (18.64); 0.729 (18.52)	0.760 (19.30)	
11	0.801 (20.35); 0.796 (20.22)	0.822 (20.88)	
12	0.855 (21.72); 0.851 (21.62)	0.885 (22.48)	
14	0.980 (24.89); 0.976 (24.79)	1.010 (25.65)	
15	1.041 (26.44); 1.037 (26.34)	1.070 (27.18)	



SERIES 804 QDC PUSH-PULL

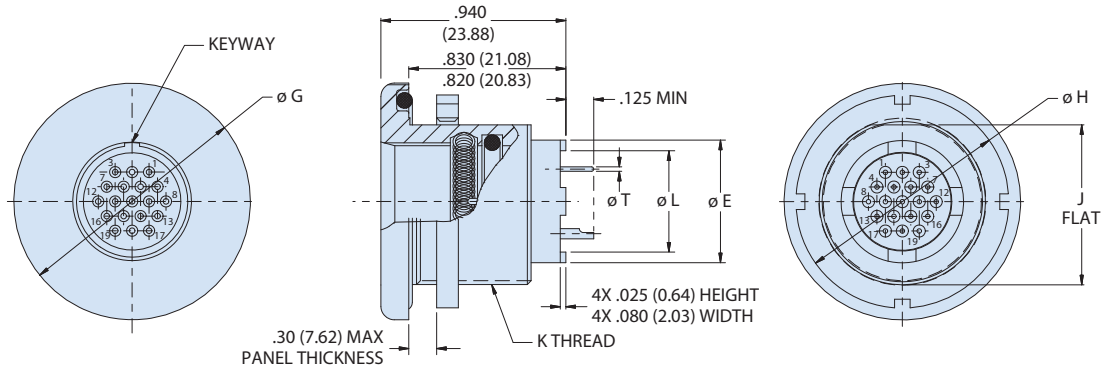


SERIES 804 QDC PUSH-PULL Mighty Mouse Connectors and Cables



Front or Rear Panel Mount Receptacles with PC Tails or Solder Cups

JAM-NUT, FRONT PANEL MOUNT RECEPTACLE - STYLE 00



Dimensions							
Shell Size	K Thread	ø E	ø G	ø H	J Flat	ø L	ø T
5	.5000-32 UN-2A	0.244 (6.20)	0.885 (22.48)	0.625 (15.88)	0.470 (11.94)	0.176 (4.47)	#23 .018/.022 (0.46/0.56)
6	.5625-32 UN-2A	0.330 (8.38)	0.885 (22.48)	0.688 (17.48)	0.530 (13.46)	0.239 (6.07)	
7	.6875-28 UN-2A	0.432 (10.97)	0.995 (25.27)	0.812 (20.62)	0.663 (16.84)	0.325 (8.25)	
8	.6875-28 UN-2A	0.493 (12.52)	0.995 (25.27)	0.812 (20.62)	0.663 (16.84)	0.389 (9.88)	#20 .024/.028 (0.61/0.71)
9	.7500-28 UN-2A	0.551 (14.00)	1.075 (27.30)	0.875 (22.23)	0.720 (18.29)	0.447 (11.35)	
10	.8125-28 UN-2A	0.620 (15.75)	1.140 (28.96)	0.938 (23.83)	0.788 (20.02)	0.516 (13.11)	#16 .060/.064 (1.52/1.63)
11	.8750-28 UN-2A	0.662 (16.81)	1.190 (30.23)	1.000 (25.40)	0.843 (21.41)	0.558 (14.17)	
12	1.000-28 UN-2A	0.703 (17.86)	1.340 (34.04)	1.125 (28.58)	0.970 (24.64)	0.599 (15.21)	
14	1.062-20 UN-2A	0.863 (21.92)	1.390 (35.31)	1.162 (29.51)	1.020 (25.91)	0.759 (19.28)	#12 .092/.096 (2.34/2.44)
15	1.125-28 UN-2A	0.912 (23.16)	1.450 (36.83)	1.250 (31.75)	1.093 (27.76)	0.808 (20.52)	

Material and Finish

- Shell, jam nut: al alloy or cres / see Series 80 catalog
- Insulators : high grade rigid dielectric / N.A.
- Interfacial seal, o-ring : fluorosilicone / N.A.
- Contact: copper alloy / gold plate per ASTM B 488, type II, code c,
- Class 1.25 (.00005 Min thk), over a suitable underplate.
- Detent spring : cres / gold plated
- Potting compound : epoxy / N.A.

Recommended Panel Cutout for Rear Mount Jam Nut Receptacle			
Shell Size	P Flat		ø R
	5	0.482 (12.24); 0.478 (12.14)	
6	0.542 (13.77); 0.538 (13.67)	0.575 (14.60)	
7	0.676 (17.17); 0.671 (17.04)	0.698 (17.73)	
8	0.676 (17.17); 0.671 (17.04)	0.698 (17.73)	
9	0.732 (18.59); 0.728 (18.49)	0.760 (19.30)	
10	0.801 (20.35); 0.796 (20.22)	0.822 (20.88)	
11	0.855 (21.72); 0.851 (21.62)	0.885 (22.48)	
12	0.982 (24.94); 0.978 (24.84)	1.010 (25.65)	
14	1.032 (26.21); 1.028 (26.11)	1.075 (27.30)	
15	1.015 (25.78); 1.011 (25.68)	1.135 (28.83)	

