


10G HIGH-SPEED
CONTACT MODULES
FOR GLENAIR
SIGNATURE SERIES
CONNECTORS



SPEEDMASTER™

High-speed 10G connection system for
Glenair SuperNine, Mighty Mouse, and
HiPer-D connectors



SpeedMaster™ is a dedicated contact module and insert package for SuperNine®, Mighty Mouse, and HiPer-D connectors. Optimized for high-speed Cat 6A Ethernet, the SpeedMaster™ 10G system offers industry-leading NEXT, return loss and insertion loss performance

- Utilizes aerospace industry standard #22D contacts, tools, and widely available Ethernet flight cable
- Significant weight reduction compared to Quadrax solutions (reduces cable requirement by half)



SpeedMaster Mighty Mouse
Locking Push/Pull Connectors



SpeedMaster HiPer-D Rectangular
(M24308 intermountable)



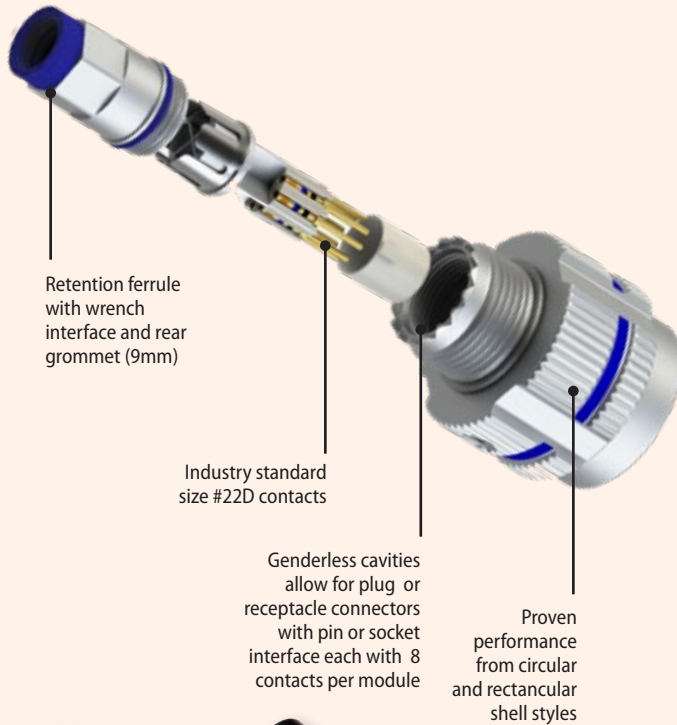
SpeedMaster SuperNine
"better than QPL" connectors

SpeedMaster™ High-Speed 10G Connection System



for Glenair SuperNine, Mighty Mouse, and HiPer-D connectors

SPEEDMASTER 10G NEXT-GENERATION HIGH-SPEED CONNECTION SYSTEM



The SpeedMaster Difference

SpeedMaster, the high-speed multi-contact solution for the Mighty Mouse, HiPer-D and SuperNine 38999 type family of connectors. Each SpeedMaster module consists of 4 pairs of pins or sockets incorporating industry standard size 22D contacts to provide 10G performance. Each module is individually shielded within the shell, and retained in place with a threaded ferrule. Additionally, module cavities are genderless allowing pin or socket interface for plugs or receptacles. Glenair offers these SpeedMaster contacts in 3 connector packages, including our small form factor Mighty Mouse Series 824 Locking Push/Pull, HiPer-D (M24308) hi-performance rectangular D-Sub, and our 38999 type “better than QPL” connectors allowing you to adapt and fit your application needs. These features result in a two fold benefit. An easily removable and repairable, shielded high performance contact packaged within robust industry standard connectors, helping to reduce network downtime and providing a connectorized solution to improve the overall network function and performance. Meet the demand for the next generation Cat 6A networks with SpeedMaster, the next generation contact system from Glenair.



SpeedMaster 10G modular inserts are available for Series 23 SuperNine – 38999, Series 80 Mighty Mouse – Locking Push / Pull and Series 28 HiPer-D – M24308 rectangular D-Sub connectors



The SpeedMaster 10G is optimized for high-speed Ethernet performance and incorporates standard M39029 #22D contacts isolated for superior NEXT, return loss and insertion loss performance

Cable Size			
Cable Size	Cable Ø	Cable Size	Cable Ø
1	.280 (7.11)	5	.240 (6.10)
2	.270 (6.86)	6	.230 (5.84)
3	.260 (6.60)	7	.220 (5.59)
4	.250 (6.35)		

SpeedMaster™ High-Speed Cable					
Cable P/N	Cabel Category	Cable Construction	Wire Gage	Cable Dia.	Assembly Instruction
963-003-24	Cat 6A	SF/UTP	24	.280	AI85082
963-003-26	Cat 6A	SF/UTP	26	.220	
963-037	Cat 6A	SF/UTP	24	.260	
963-033-24	CAT 6A	S/FTP	24	.260	
933-033-26	CAT 6A	S/FTP	26	.220	

HIGH-SPEED

SpeedMaster™

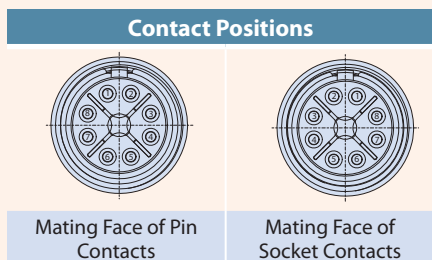
Pre-wired 10G high-speed contacts

858-102 10GBase-T Cat 6A Contacts



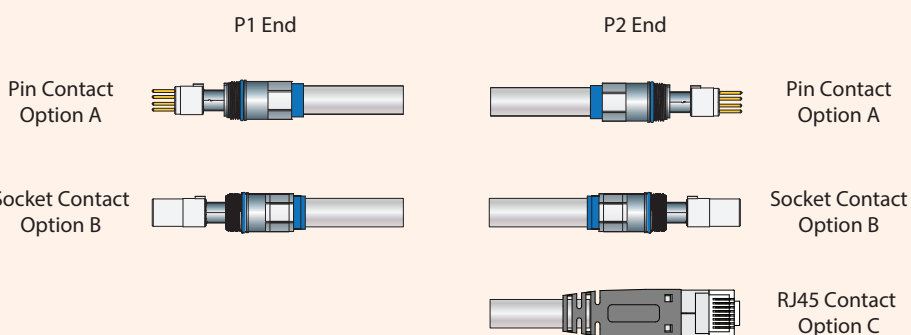
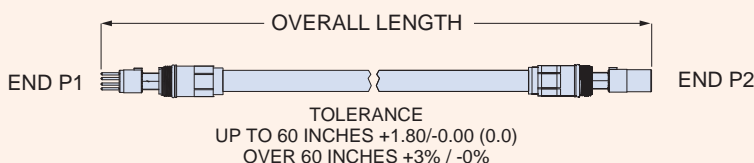
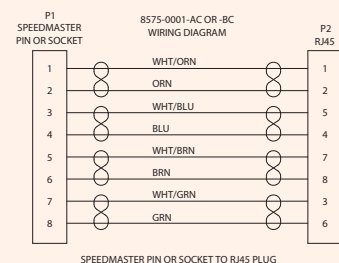

Pre-wired SpeedMaster assemblies are 100% tested and ready for use. Compatible with Glenair Series 80 Mighty Mouse, Series 28 HiPer-D or Series 23 SuperNine connectors with keyed size #8 cavities, these assemblies are available with three termination options: single-ended, SpeedMaster contacts on both ends, or with an RJ45 plug on one end. Contacts are wired per the guidelines of ARINC 664 Part 2 Appendix N.

Connector Compatibility
<ul style="list-style-type: none"> Glenair 824-009 and -010 Mighty Mouse Glenair 280-098 thru -103 HiPer-D Glenair 233-219, 233-220 SuperNine



Part Number Development	
Sample Part Number	8575-0001 -A C -1 -12
Product	8575-0001
End A Contact Type	-A = 858-101 SpeedMaster pin -B = 858-100 SpeedMaster socket
End B Contact/Connector	A = SpeedMaster pin B = SpeedMaster socket C = RJ45 plug N = No connector
Cable Option	-1 = 963-003-24 -5 = 963-033-24 -2 = 963-003-26 -6 = 963-033-26 -4 = 963-037
Length	Overall length in inches

8575-0001 SPEEDMASTER™ WIRING DIAGRAMS



Specifications
<ul style="list-style-type: none"> Operating temperature: -65°C. to +200°C. (SpeedMaster) or -40°C. to +85°C (RJ45); cable dependent Meets EIA/TIA 568C.2-10 and IEC 60603-7-51 Cat 6A 500 MHz Characteristic Impedance: 100 ohms Insulation resistance: 200 megohms min. Durability: 500 mating cycles

HIGH-SPEED SpeedMaster™ Available connector packaging



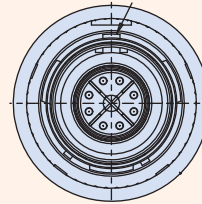
MIGHTY MOUSE 824 LOCKING PUSH-PULL



- Quick-disconnect coupling
- Audible, visual, and tactile full-mate indicators

Available connector configurations


- 824-009-06 Plug
- 824-010-01 In-line Receptacle
- 824-010-00 Front Panel Mount, Jam Nut Receptacle
- 824-010-07 Rear Panel Mount, Jam Nut Receptacle



Single Contact Module Insert Arrangement

Ideally suited for CAT5E or CAT6A Ethernet applications

HIPER-D M24308 INTERMOUNTABLE



- Advanced temperature, vibration and EMC/ electrical performance
- Rugged machined one-piece shell

Series 28 In-Line Connectors

- 280-101M Plug
- 280-098F Receptacle

Series 28 Rear Panel Mount Connectors

- 280-102M Plug
- 280-099F Receptacle

Series 28 Float Mount Connectors

- 280-103M Plug
- 280-100F Receptacle

SpeedMaster HiPer-D Insert Arrangements



SUPERNINE D38999 SERIES III TYPE



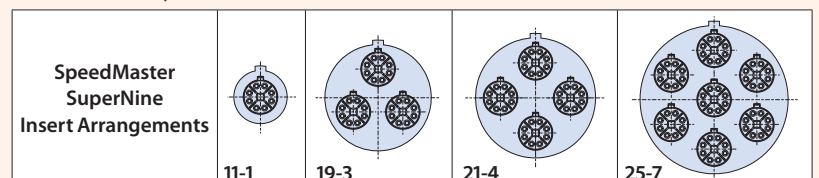
- Advanced performance, "better than QPL" D38999 Series III type bodies and shells
- Optimized for SpeedMaster contact modules

233-219 SpeedMaster SuperNine connectors

- G6** = Plug 38999/26
- O5** = Receptacle, in-line
- O7** = Receptacle, jam-nut 38999/24
- O0** = Receptacle, wall mount 38999/20
- CM** = Receptacle, wall mount, metric clinch nuts
- CS** = Receptacle, wall mount, standard clinch nuts
- DO** = Receptacle, wall mount, thru holes
- HM** = Receptacle, wall mount, metric helicoils
- HS** = Receptacle, wall mount, standard helicoils
- TO** = Receptacle, wall mount, tapped holes

233-220 SpeedMaster SuperNine PC Tail connectors

- O0** = Wall mount receptacle with slotted holes, standard standoff threads
- 10** = Wall mount receptacle with slotted holes, metric standoff threads
- CM** = Wall mount receptacle with metric clinch nuts
- CS** = Wall mount receptacle with standard clinch nuts
- HM** = Wall mount receptacle with metric helicoils
- HS** = Wall mount receptacle with standard helicoils
- O7** = Jam-nut receptacle



RECOMMENDED BACKSHELL

377NS119 Aluminum Alloy Backshell