



SERIES 80

# Mighty Mouse Connectors and Cables

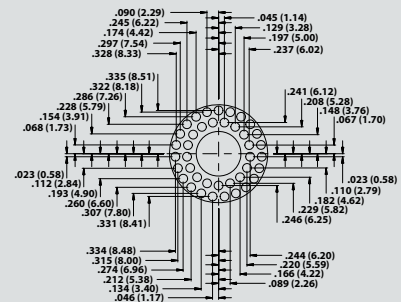
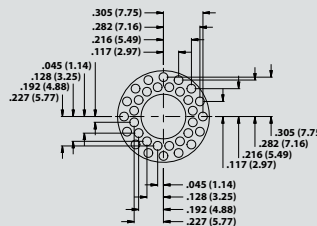
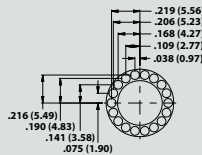
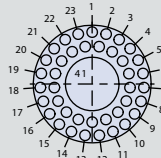
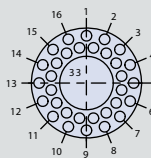
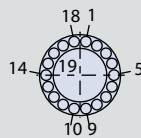


## 8/23, 12/23, and 16/23 Combo Contact Layouts and PCB Footprints; Tested at 1300 Vac

Contact Size and Quantity				Contact Layouts					
#8	#12	#16	#23	Series 800	Series 801	Series 802	Series 803	Series 804	Series 805
1			18	N/A	11-201	11-201	N/A	11-201	13-201
1			32	N/A	16-208	14-208	N/A	14-208	18-208
1			40	N/A	17-205	15-205	N/A	N/A	19-205
2			44	N/A	19-201	19-201	N/A	N/A	21-201
4			12	N/A	19-202	19-202	N/A	N/A	21-202
4			28	N/A	21-200	21-200	N/A	N/A	23-200
	2		12	12-204	13-204	12-204	12-204	12-204	15-204
	4		4	12-205	13-205	12-205	12-205	12-205	15-205
	2		34	N/A	16-206	14-206	14-206	14-206	18-206
	4		20	N/A	16-207	14-207	14-207	14-207	18-207
	4		28	N/A	17-204	15-204	N/A	N/A	19-204
		2	20	12-202	13-202	12-202	12-202	12-202	15-202
		4	12	12-203	13-203	12-203	12-203	12-203	15-203
		2	40	N/A	16-204	14-204	14-204	14-204	18-204
		4	32	N/A	16-205	14-205	14-205	14-205	18-205
		4	40	N/A	17-203	15-203	N/A	N/A	19-203


### SIZE 8 AND 23 COMBO CONTACT ARRANGEMENTS (TESTED AT 1300 VAC)

(Layouts continued on next page)



Series 800, 802, 803, 804	11-201	14-208 <sup>1</sup>	15-205 <sup>1,2</sup>
Series 801	11-201	16-208	17-205
Series 805	13-201	18-208	19-205
Contact Size	#8	#23	#8
No. of Contacts	1	32	40

1. Not available for Series 800 2. Not available for Series 803 or 804



# SERIES 80

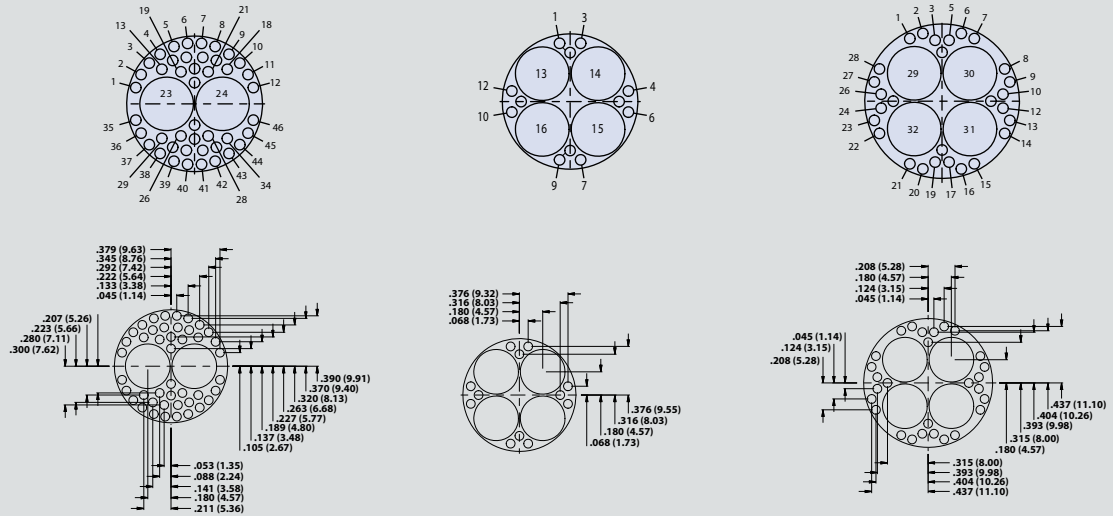
## Mighty Mouse Connectors and Cables



### Combo Contact Layouts and PCB Footprints Tested at 1300 Vac

#### SIZE 8 AND 23 COMBO CONTACT ARRANGEMENTS (TESTED AT 1300 VAC)

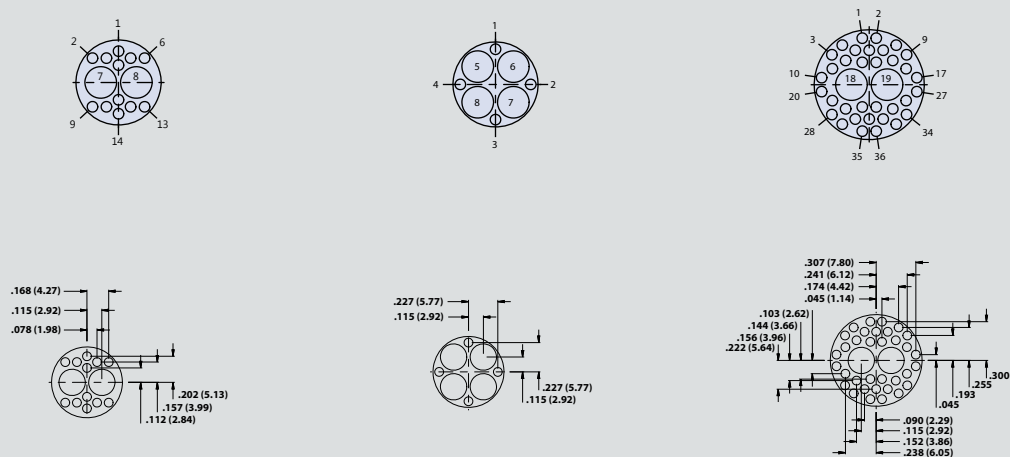
(Layouts continued from previous page)



Series 800, 802, 803, 804	19-201 <sup>1,2</sup>		19-202 <sup>1,2</sup>		21-200 <sup>1,2</sup>	
Series 801	19-201		19-202		21-200	
Series 805	21-201		21-202		23-200	
Contact Size	#8	#23	#8	#23	#8	#23
No. of Contacts	2	44	4	12	4	28


#### SIZE 12 AND 23 COMBO CONTACT ARRANGEMENTS (TESTED AT 1300 VAC)

(Layouts continued on next page)



Series 800, 802, 803, 804	12-204		12-205		14-206 <sup>1</sup>	
Series 801	13-204		13-205		16-206	
Series 805	15-204		15-205		18-206	
Contact Size	#12	#23	#12	#23	#12	#23
No. of Contacts	2	12	4	4	2	34

1. Not available for Series 800 2. Not available for Series 803 or 804



SERIES 80

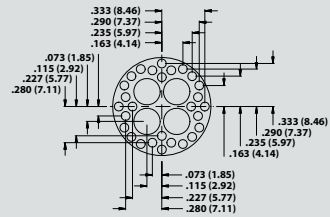
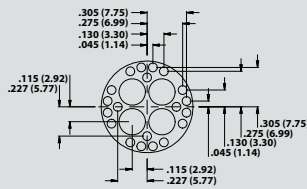
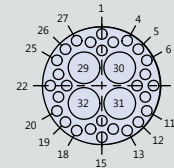
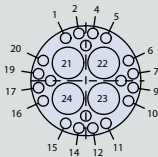
Mighty Mouse Connectors and Cables



Combo Contact Layouts and PCB Footprints  
Tested at 1300 Vac

**SIZE 12 AND 23 COMBO CONTACT ARRANGEMENTS (TESTED AT 1300 VAC)**

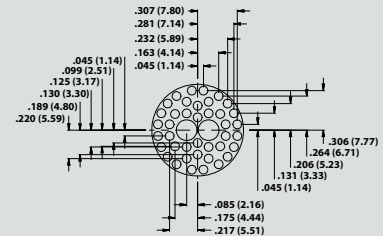
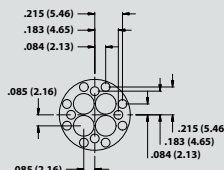
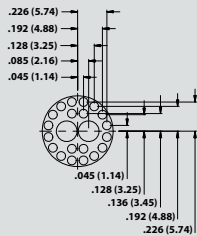
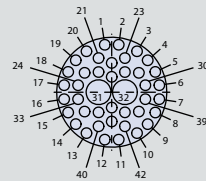
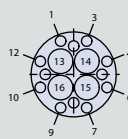
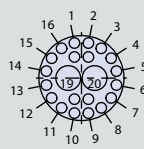
(Layouts continued from previous page)



Series 800, 802, 803, 804	14-207 <sup>1</sup>		15-204 <sup>1,2</sup>	
Series 801	16-207		17-204	
Series 805	18-207		19-204	
Contact Size	#12	#23	#12	#23
No. of Contacts	4	20	4	20

**SIZE 16 AND 23 COMBO CONTACT ARRANGEMENTS (TESTED AT 1300 VAC)**

(Layouts continued on next page)



Series 800, 802, 803, 804	12-202		12-203		14-204 <sup>1</sup>	
Series 801	13-202		13-203		16-204	
Series 805	15-202		15-203		18-204	
Contact Size	#16	#23	#16	#23	#16	#23
No. of Contacts	2	20	4	12	2	40

1. Not available for Series 800 2. Not available for Series 803 or 804