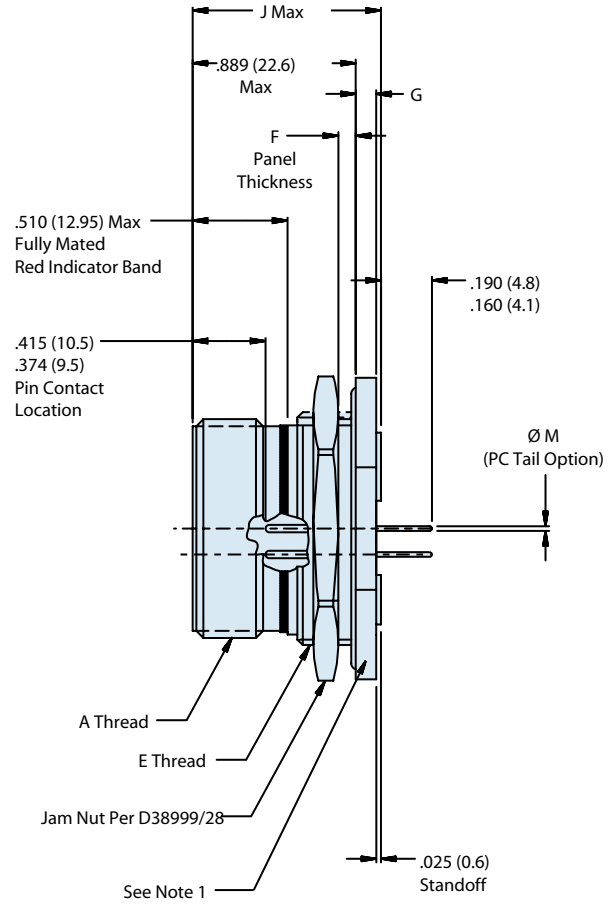
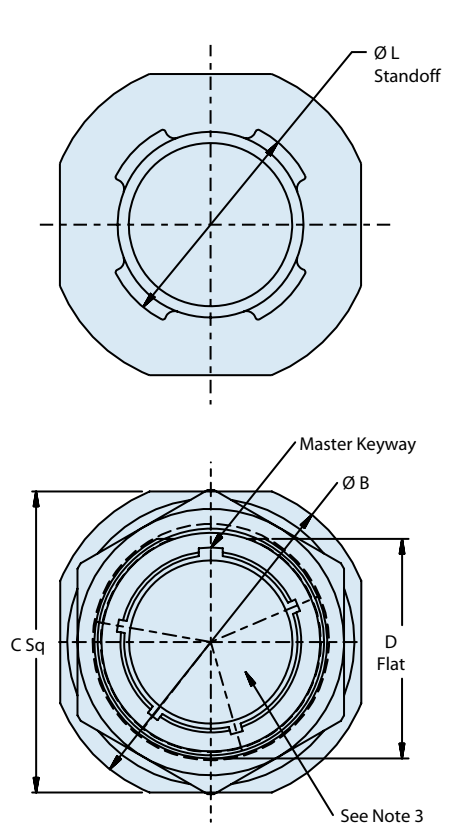
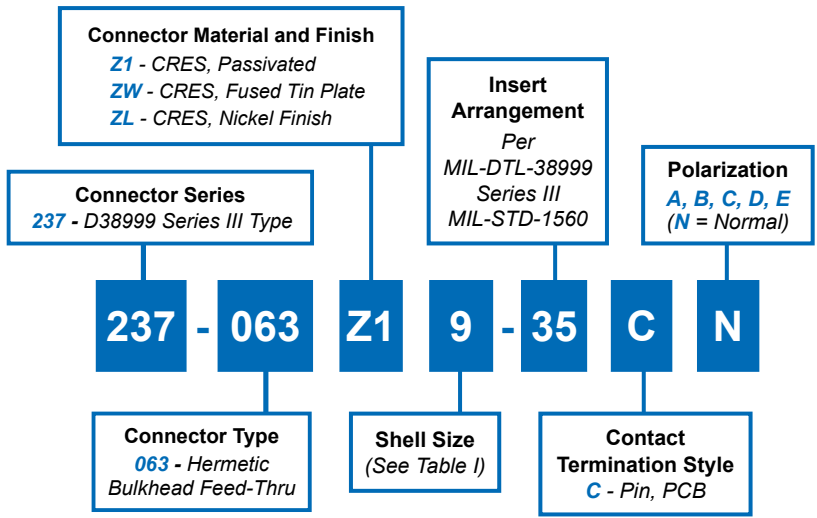




237-063
Special Hermetic Jam Nut Mount Receptacle
Bulkhead Feed-Thru with P.C. Tail Contacts
for MIL-DTL-38999 Series III Type

B



Dimensions in Inches (millimeters) are subject to change without notice.

© 2013 Glenair, Inc.

U.S. CAGE Code 06324

Printed in U.S.A.

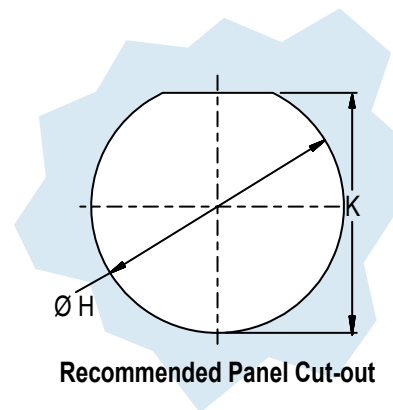
237-063

Special Hermetic Jam Nut Mount Receptacle Bulkhead Feed-Thru with P.C. Tail Contacts for MIL-DTL-38999 Series III Type

MIL-DTL-38999 Type
Hermetic Connectors

**TABLE I: Shell Size, Thread
and Connector Dimensions (Continued Below)**

Shell Size Code	Shell Size	A Thread -0.1P-0.03L-TS	B Dia	C A/F	D Flat	E Thread ISO Metric x 1.0-6g
A	9	.6250	1.200/1.178 (30.48/29.92)	1.078/1.048 (27.38/26.62)	.654/.645 (16.61/16.38)	M17
B	11	.7500	1.385/1.363 (35.18/34.62)	1.267/1.237 (32.18/31.42)	.754/.745 (19.15/18.92)	M20
C	13	.8750	1.511/1.489 (38.38/37.82)	1.389/1.359 (35.28/34.52)	.941/.932 (23.90/23.67)	M25
D	15	1.0000	1.637/1.615 (41.58/41.02)	1.515/1.485 (38.48/37.72)	1.065/1.056 (27.05/26.82)	M28
E	17	1.1875	1.763/1.741 (44.78/44.22)	1.641/1.611 (41.68/40.92)	1.190/1.181 (30.23/30.00)	M32 (See Note 2)
F	19	1.2500	1.948/1.926 (49.48/48.92)	1.826/1.796 (46.38/45.62)	1.315/1.306 (33.40/33.17)	M35
G	21	1.3750	2.074/2.051 (52.68/52.10)	1.952/1.922 (49.58/48.82)	1.440/1.431 (36.58/36.35)	M38
H	23	1.5000	2.200/2.177 (55.88/55.30)	2.078/2.048 (52.78/52.02)	1.565/1.556 (39.75/39.52)	M41
J	25	1.6250	2.322/2.300 (58.98/58.42)	2.204/2.174 (55.98/55.22)	1.690/1.681 (42.93/42.70)	M44



B

TABLE I: (Continued from Above)

Shell Size Code	Shell Size	F	G	H Dia	J Max	K	L Dia
A	9	.125/.062 (3.18/1.57)	.113/.108 (2.87/2.74)	.703 (17.86) .693 (17.60)	1.149 (29.18)	.661 (16.79) .655 (16.64)	.653/.642 (16.59/16.31)
B	11	.125/.062 (3.18/1.57)	.113/.108 (2.87/2.74)	.835 (21.21) .825 (20.96)	1.149 (29.18)	.771 (19.58) .761 (19.33)	.775/.764 (19.69/19.41)
C	13	.125/.062 (3.18/1.57)	.113/.108 (2.87/2.74)	1.020 (25.91) 1.010 (25.65)	1.153 (29.29)	.955 (24.26) .945 (24.00)	.905/.894 (22.99/22.71)
D	15	.125/.062 (3.18/1.57)	.113/.108 (2.87/2.74)	1.145 (29.08) 1.135 (28.83)	1.153 (29.29)	1.085 (27.56) 1.075 (27.30)	1.031/1.020 (26.19/25.91)
E	17	.125/.062 (3.18/1.57)	.113/.108 (2.87/2.74)	1.270 (32.26) 1.260 (32.00)	1.153 (29.29)	1.210 (30.73) 1.200 (30.48)	1.153/1.142 (29.29/29.01)
F	19	.125/.062 (3.18/1.57)	.145/.133 (3.68/3.38)	1.395 (35.43) 1.385 (35.18)	1.185 (30.10)	1.335 (33.91) 1.325 (33.65)	1.279/1.268 (32.49/32.21)
G	21	.125/.062 (3.18/1.57)	.145/.133 (3.68/3.38)	1.520 (38.61) 1.510 (38.35)	1.185 (30.10)	1.460 (37.08) 1.450 (36.83)	1.405/1.394 (35.69/35.41)
H	23	.125/.062 (3.18/1.57)	.145/.133 (3.68/3.38)	1.645 (41.78) 1.635 (41.53)	1.185 (30.10)	1.585 (40.26) 1.575 (40.00)	1.531/1.520 (38.89/38.61)
J	25	.125/.062 (3.18/1.57)	.145/.133 (3.68/3.38)	1.770 (44.96) 1.760 (44.70)	1.185 (30.10)	1.710 (43.43) 1.700 (43.18)	1.653/1.642 (41.99/41.71)

**TABLE III:
Contact Size
and Diameter**

Contact Size	Ø P
22	.022/.018 (0.56/0.46)
20	.027/.023 (0.69/0.58)
16	.042/.038 (1.07/0.97)
12	.052/.048 (1.32/1.22)

APPLICATION NOTES

- Assembly identified with manufacturer's name and P/N, space permitting.
- Modified major diameter 31.95-31.80 (1.257-1.252).
- Insert arrangements in accordance with MIL-STD-1560.
- Metric dimensions (mm) are indicated in parentheses.
- Material/finish:
Shell, jam nut – CRES/passivated or CRES/nickel per QQ-N-290.
Contacts – Nickel iron alloy 52/gold plated.
Insulator – fused vitreous glass/N.A.
Seals – fluorosilicone rubber/N.A.

Dimensions in Inches (millimeters) are subject to change without notice.

© 2013 Glenair, Inc.

U.S. CAGE Code 06324

Printed in U.S.A.

GLENAIR, INC. • 1211 AIR WAY • GLENDALE, CA 91201-2497 • 818-247-6000 • FAX 818-500-9912
www.glenair.com B-61 E-Mail: sales@glenair.com