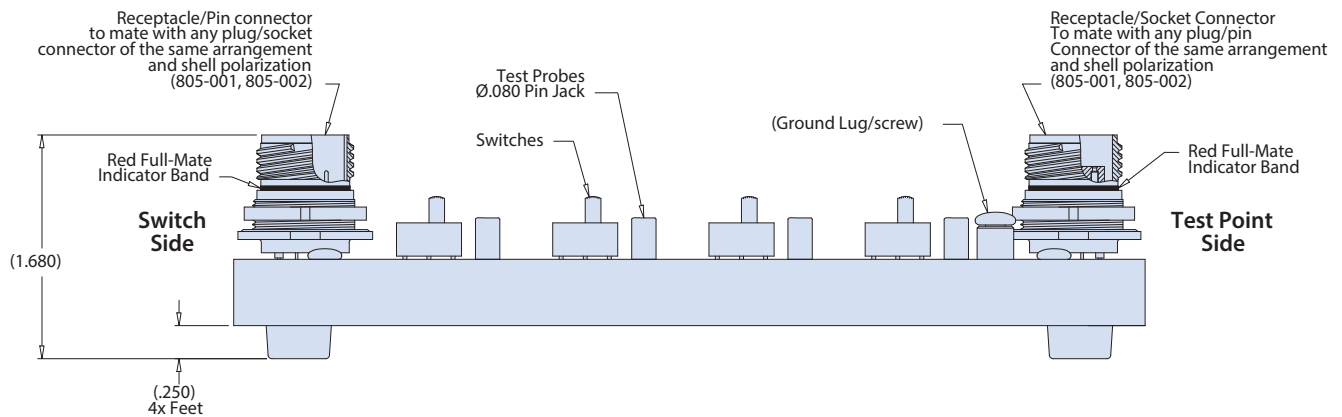
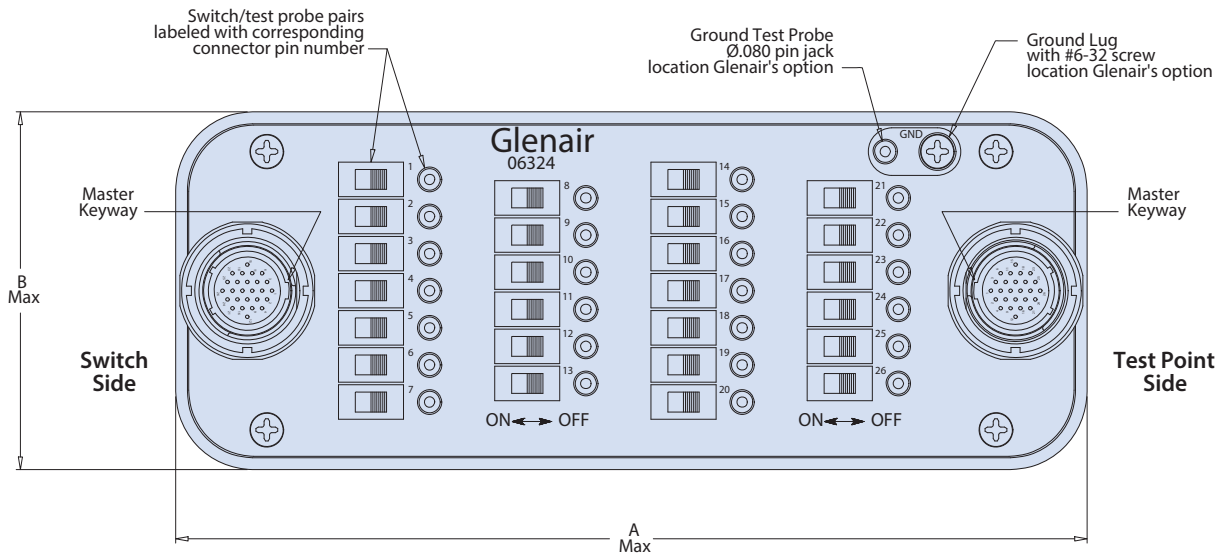


245-805 Mighty Mouse Breakout Board



How To Order					
Sample Part Number	245-805	-NF	12-26	A	-36
Breakout Board	Series 805 Mighty Mouse				
Material/Finish	See Table I				
Connector Insert Arrangement	See Table II				
Connector Key Position	A, B, C, D, E, F (A=Normal)				
Cordset Length	In inches (12 In. min.) Omit = No cordset				



Dimensions in inches (millimeters) and are subject to change without notice.

© 2013 Glenair, Inc.

U.S. CAGE Code 06324

Printed in U.S.A.





245-805 Mighty Mouse Breakout Board

Table I: Material/Finish

Class	Shell Material	Finish Description
M	Aluminum	Electroless Nickel
MT		Ni-PTFE 1000 Hour Grey
NF		Olive Drab Cadmium Over Electroless Nickel
ZN		Ninc-Nickel, Olive Drab
ZNU		Zinc-Nickel, Black
ZL	Stainless Steel	Electro-Deposited Nickel

Table III: Dimensions

Board Size	A Max		B Max		Max Trace Length (PCB)	
	In.	mm.	In.	mm.	In.	mm.
2	4.000	101.6	2.250	57.2	4.0	101.6
3	5.250	133.4	2.250	57.2	7.0	177.8
4	7.250	184.2	3.000	76.2	10.0	254.0
5	7.500	190.5	3.750	95.3	13.0	330.2
6	8.500	215.9	5.500	139.7	18.0	457.2
7	9.500	241.3	6.750	171.5	20.0	508.0

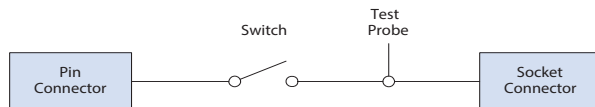
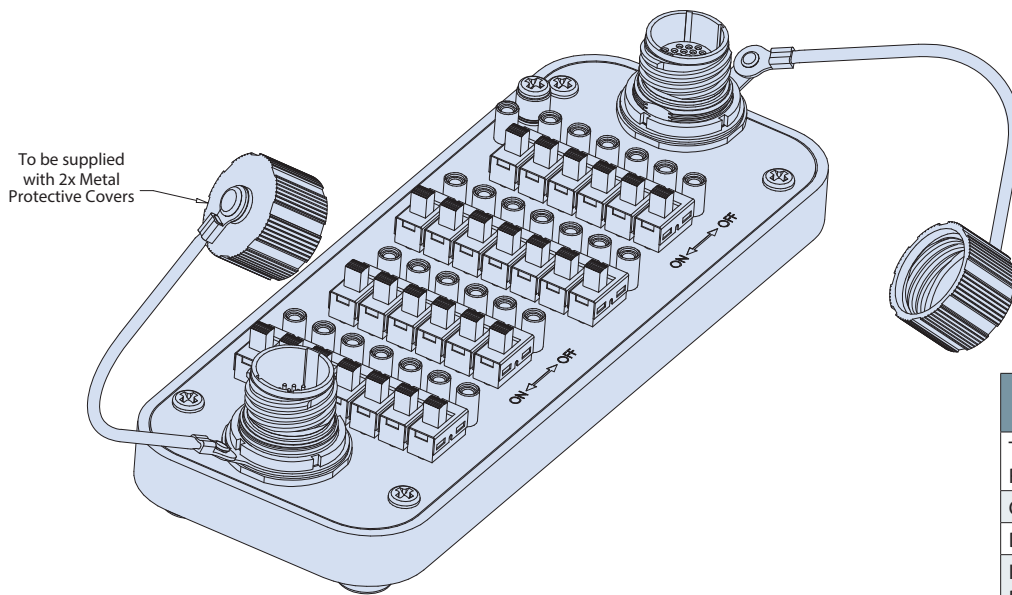
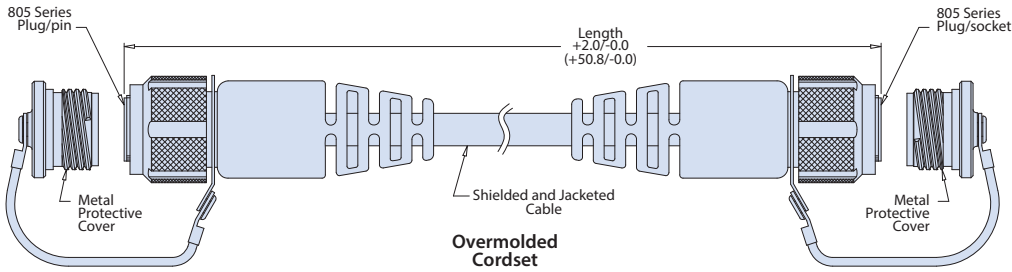


Table II: 805 Series Mighty Mouse Contact Arrangements

Contact Size	Contact Quantity					Insert Arrangement	Board Size
	#23	#20	#20HD	#16	#12		
Size #23 Contacts	4					8-4	2
	6					8-6	2
	7					8-7	2
	10					9-10	2
	13					10-13	2
	19					11-19	3
	26					12-26	4
	31					13-31	4
	37					15-37	4
	55					18-55	5
	85					19-85	6
100					21-100	6	
130					23-130	7	
Size #20HD Contacts			3			8-23	2
			5			9-25	2
			8			10-28	2
			10			11-210	2
			20			15-220	3
			35			18-235	4
			41			19-241	5
			55			21-255	6
Size #16 Contacts				1		8-1	2
				2		10-2	2
				4		11-4	2
				5		12-5	2
				7		15-7	2
				12		18-12	3
				14		19-14	3
				19		21-19	4
Size #12 Contacts					1	9-1	2
					2	12-2	2
					2	15-2	2
					3	15-3	2
					5	18-5	2
					7	19-7	2
					12	23-12	3
Mixed Size "Combo" Layouts	4	2				10-200	2
	8	2				11-201	2
	4			2		11-200	2
	8			2		12-202	2
	4				2	12-201	2
	6				2	15-200	2
	10				2	15-201	2
12				1	12-200	2	

Dimensions in inches (millimeters) and are subject to change without notice.

245-805 Mighty Mouse Breakout Board



Series 245 Breakout Board Performance Specifications	
Temperature Rating	-30°C to +85°
Current Rating	5A Max
DWV	300 VDC
Insulation Resistance	5 Gigohms Min @ 200 VDC
<p>Note: Although the PCB traces and components used are capable of withstanding high voltage/current, use caution to avoid exposure to any lethal levels. Not intended for handheld use at voltages above 33 VRMS/70 VDC.</p>	

Material/Finish

- Connector Seals - Fluorosilicone
- Connector Contacts - Copper Alloy/Gold Over Nickel per ASTM B488
- Housing - Aluminum Alloy/Black Anodized
- Circuit Board - FR4 Epoxy Glass/Gold or HASL Plated Solder Pads
- Test Probe Contact - Copper Alloy/Silver Plating
- Hardware - Stainless Steel/Passivated
- Feet - Thermoplastic 75 Durometer

Notes:

- Standard breakout boards do not contain current limiting or current protection devices. It is the user's responsibility to limit current. Consult factory with custom requirements, including TVS diode protection or in-line resistors.
- Optional cordset supplied standard with plug/plug configuration—pin contacts on one side and socket contacts on the other.

Dimensions in inches (millimeters) and are subject to change without notice.