




244-001

MIL-DTL-38999 Series III Type TVS Connector Jam Nut Receptacle with RJ45 Jack to Rear Solder Cup or PC Tail Termination and Standoffs



Receptacle
Front View

Receptacle
Rear View

Materials and Finishes¹

NF	Cadmium olive drab
ME	Electroless nickel
MT	Nickel PTFE

NOTES

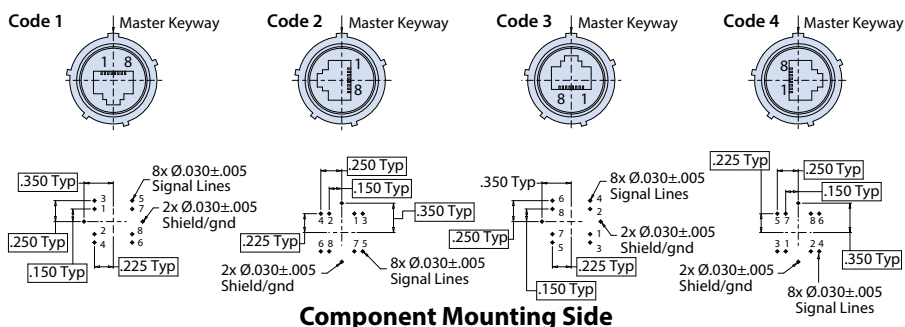
1. See Section A for alternate key positions, panel cutout dimensions and complete finish options

All external dimensions, features, etc. compliant with D38999/20, /24, &/26. Consult factory for additional information.

How to Order

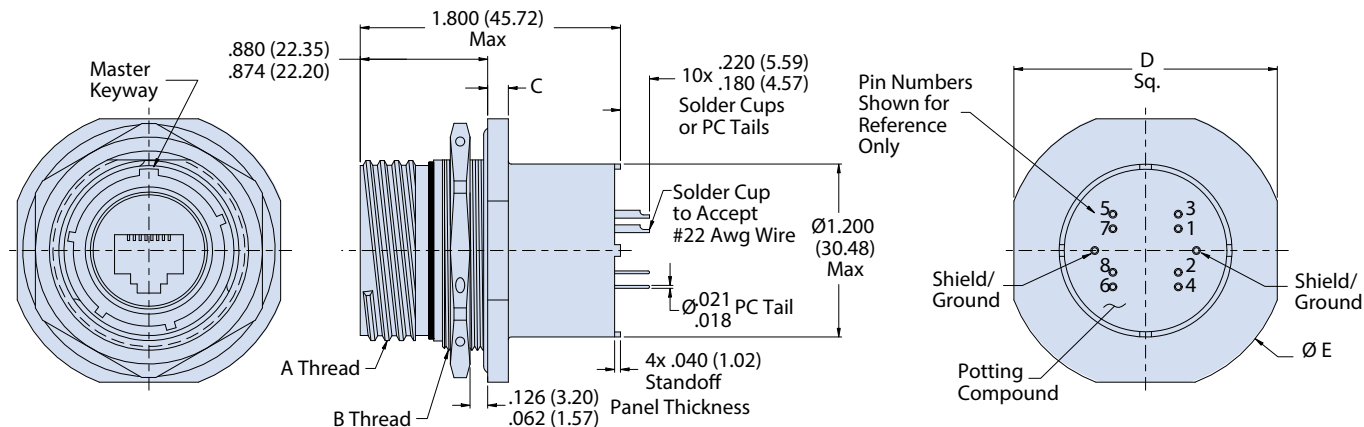
Sample Part Number	244-001	NF	19	P	G	N	1
Basic Number	244-001						
Finish ¹	See Material & Finish Table						
Shell Size	17 or 19						
Termination	P = PC tail S = Solder cup						
Insert-to-Shell Grounding	G = Shielded and grounded to shell						
Alternate Key Position ¹	Per MIL-DTL-38999 A, B, C, D, E, N = Normal ²						
RJ45 Orientation	1, 2, 3, or 4						

RJ45 ORIENTATION CODE AND PCB LAYOUT (PCB LAYOUT FOR PC TAIL VERSION)



Jam Nut Dimensions

Shell Size	A Thread	B Thread	C		D Sq.		Ø E		Ø F		G Flat	
			in	mm	in	mm	in	mm	in	mm	in	mm
17	1.1875-.1P-.3L-TS-2A	M32 x 1.0-6g 0.100R	.122	3.10	1.642	41.71	1.764	44.81	1.270	32.56	1.210	30.73
			.083	2.11	1.610	40.89	1.740	44.20	1.260	32.00	1.200	30.48
19	1.2500-.1P-.3L-TS-2A	M35 x 1.0-6g 0.100R	.154	3.91	1.827	46.41	1.949	49.50	1.395	35.43	1.335	33.91
			.114	2.90	1.795	45.59	1.925	48.90	1.385	35.18	1.325	33.66



Dimensions in inches (millimeters) and are subject to change without notice.