


MIL-STD-1560 Insert Arrangements (Pin Front View) and Shell Polarization for MIL-DTL-38999 Series III Type Filter Connectors

B



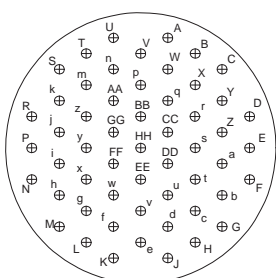
Dimensions in inches (millimeters) and are subject to change without notice.

MIL-STD-1560 Insert Arrangements (Pin Front View) and Shell Polarization for MIL-DTL-38999 Series III Type Filter Connectors

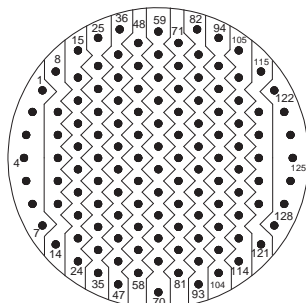


MIL-DTL-38999
Type

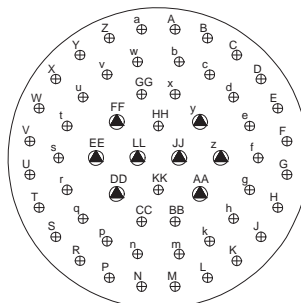
B



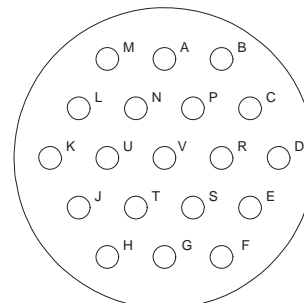
23-55
55X #20



25-35
128X #22D

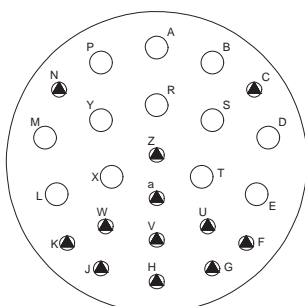


25-4
8X #16/48X #20

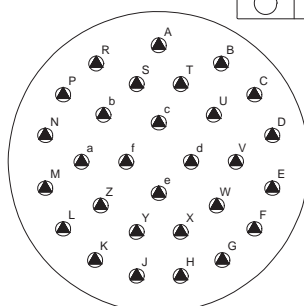


25-19
19X #12

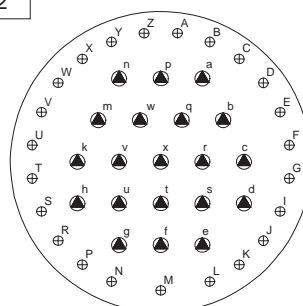
SYM	SIZE
●	#22D
⊕	#20
▲	#16
○	#12



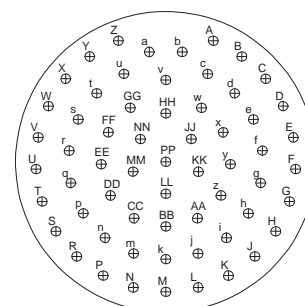
25-24
12X #12/12X #16



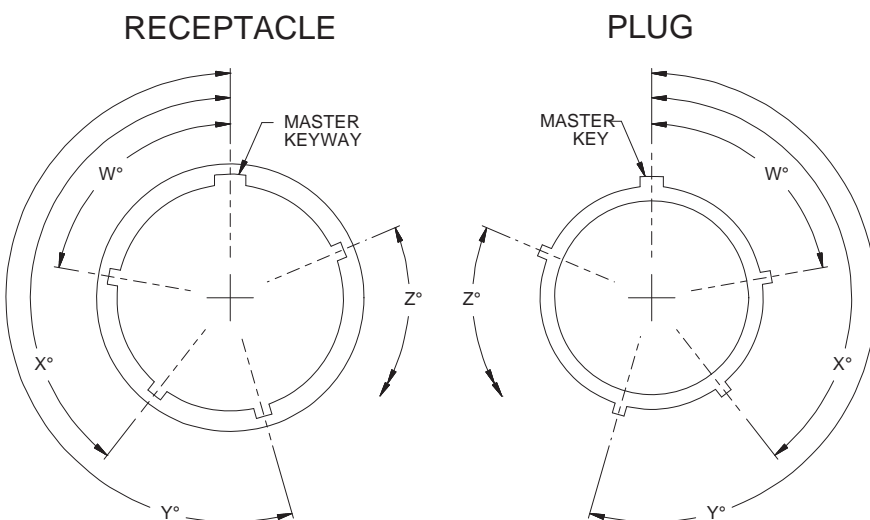
25-29
29X #16



25-43
20X #16/23X #20



25-61
61X #20



NOTE: ALL MINOR KEYS AND KEYWAYS ARE ROTATED TO PROVIDE POLARIZATION WHILE MASTER KEY AND KEYWAY REMAIN FIXED.

MIL-DTL-38999 Series III Keying Positions					
Shell Size	Keying Position	W° Bsc	X° Bsc	Y° Bsc	Z° Bsc
9	N	105°	140°	215°	265°
	A	102°	132°	248°	320°
	B	80°	118°	230°	312°
	C	35°	140°	205°	275°
	D	64°	155°	234°	304°
11 13 15	E	91°	131°	197°	240°
	N	95°	141°	208°	236°
	A	113°	156°	182°	292°
	B	90°	145°	195°	252°
	C	53°	156°	220°	255°
17 19 21 23 25	D	119°	146°	176°	298°
	E	51°	141°	184°	242°
	N	80°	142°	196°	293°
	A	135°	170°	200°	310°
	B	49°	169°	200°	244°
23 25	C	66°	140°	200°	257°
	D	62°	145°	180°	280°
	E	79°	153°	197°	272°

Dimensions in inches (millimeters) and are subject to change without notice.

© 2013 Glenair, Inc.

U.S. CAGE Code 06324

Printed in U.S.A.