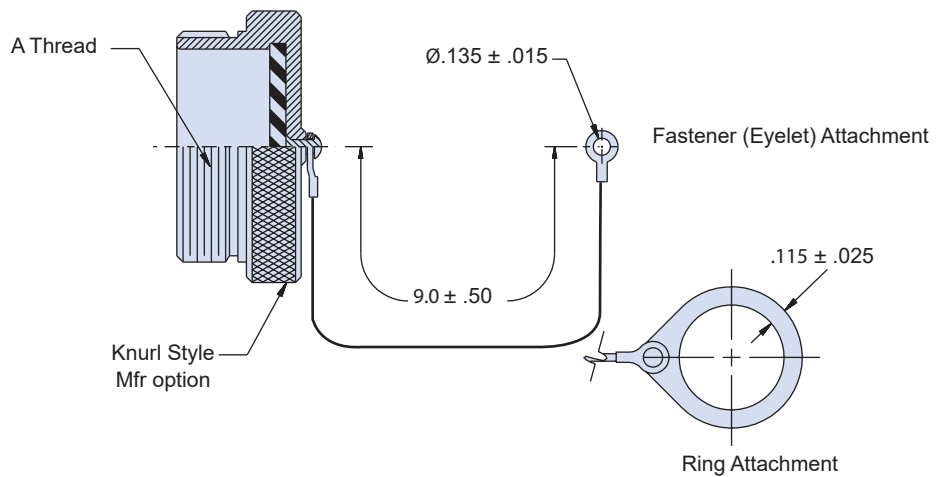




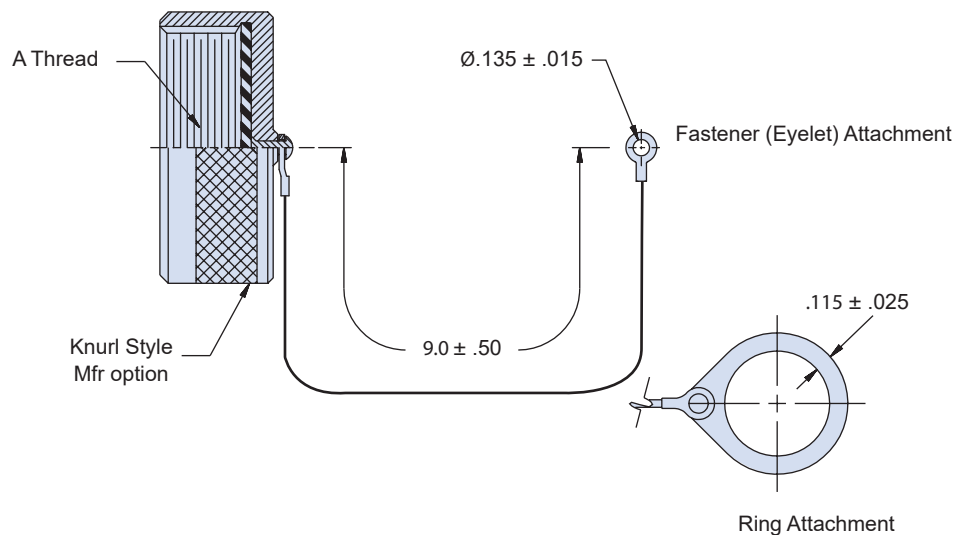
**Plug and receptacle dust covers**

Table I: Cover Type		
Connector	MIL-Spec Basic P/N	Glenair Commercial Basic P/N
Plug	M28876/10	660-072
Receptacle	M28876/15	660-073

**M28876/10 • 660-072  
Plug Cover**



**M28876/15 • 660-073  
Receptacle Cover**

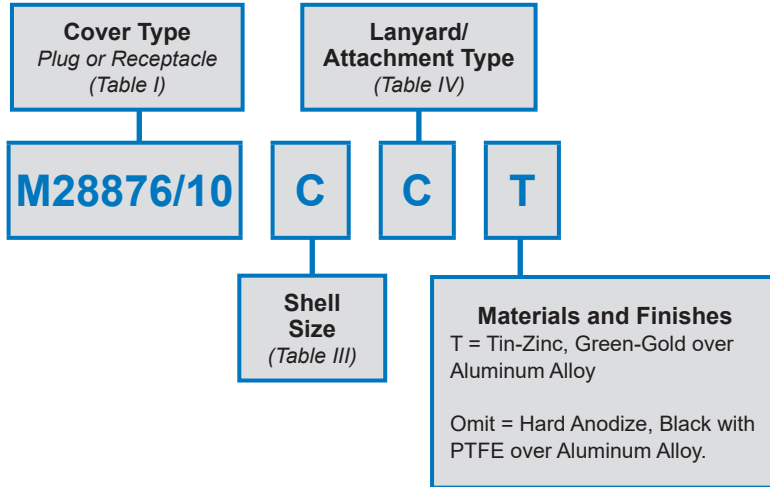


J

M28876/10 and M28876/15  
660-072 and 660-073  
MIL-PRF-28876 Dust Covers



**How to order: Military QPL**



**Table II: Material and Finish (Commercial)**

Code	Material	Finish Description
GB4	Aluminum Alloy	Hard Anodize, Black with PTFE
M*		Electroless Nickel
ME		Electroless Nickel
NF		Cadmium, Olive Drab
MT		Nickel-PTFE, Grey
TZ		Tin-Zinc, Green-Gold
ZR		Zinc-Nickel, Black

\*Inactive for New design. Use "ME" finish. Consult Factory for Additional Options. Refer to Appendix for material/finish details.

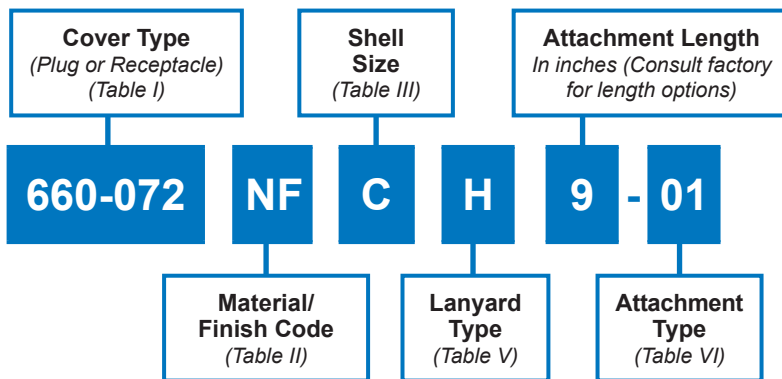
**Table III: Shell Size (Commercial and MIL-Spec)**

Symbol	A Thread
A	.750-0.1P-0.2L-D.S.
B	.875-0.1P-0.2L-D.S.
C	1.062-0.1P-0.2L-D.S.
F	1.500-0.1P-0.2L-D.S.

**Table IV: Lanyard/Attachment (MIL-Spec)**

Symbol	Description
A	Chain (Sash) with Fastener (Eyelet) Attachment
B	Chain (Sash) with Ring Attachment
C	Wire Rope with Fastener (Eyelet) Attachment
D	Wire Rope with Ring Attachment
E	Without Chain (Sash) or Wire Rope

**How To Order: Glenair Commercial**



**Table V: Lanyard Type (Commercial)**

Symbol	Type
H	Wire Rope, Coated
S	Chain (Sash), Passivated
N	No Lanyard

Consult Factory for Additional Options

**Table VI: Attachment Type (Commercial)**

Shell Size	Attachment Type	Connector Type	Code
A	Ring	Plug	<b>13</b>
		Recp	<b>15</b>
B	Ring	Plug	<b>15</b>
		Recp	<b>17</b>
C	Ring	Plug	<b>17</b>
		Recp	<b>20</b>
F	Ring	Plug	<b>23</b>
		Recp	<b>27</b>
All	Fastener (Eyelet)	All	<b>01</b>