




Size 16 M29504/15 fiber optic socket terminus for MIL-PRF-28876 connectors



Mil-Spec Part Number	ØA (Microns)	Fiber Type	Fiber Size Core/Cladding (Microns)	Commercial Part Number
M29504/15-4180C	125.0	Single Mode	9/125	181-040-1250C
Not listed in Mil-Spec	125.5	Single Mode	9/125	181-040-1255C
M29504/15-4181C	126.0	Single Mode	9/125	181-040-1260C
M29504/15-4171C	126.0	Multi Mode	50/125, 62.5/125	181-040-1260C
M29504/15-4172C	127.0	Multi Mode	50/125, 62.5/125	181-040-1270C
M29504/15-4175C	142.0	Multi Mode	100/140	181-040-1420C

Consult factory for additional sizes and QPL status.

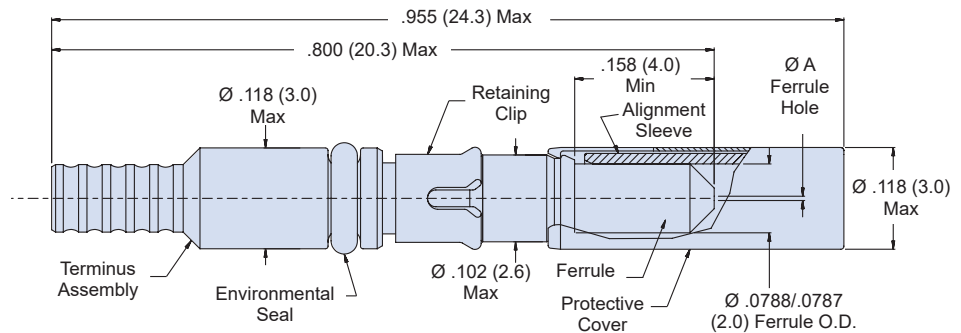
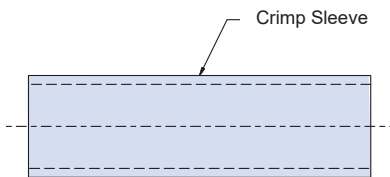


Table II: Tools and Accessories

Part Number	Description
265-008	Crimp Sleeve Ø 2.4mm Max Jacket (Mil-Spec Type)
265-010	Alignment Sleeve Assembly
182-012	Crimp Tool
182-013	Insertion Tool, Straight
182-014	Insertion Tool, 90°
182-015	Removal Tool
182-016	Alignment Sleeve Assembly Insertion/Removal Tool
182-035	Hand Polishing Tool

Material and Finish

Alignment Sleeve, Ferrule: Zirconia Ceramic
 Protective cover: Spring Alloy / Nickel
 Terminus Assembly: Stainless Steel / Passivate
 Retaining Clip: Spring Alloy
 Seal: Fluorosilicone
 Crimp Sleeve: Brass Alloy / Nickel

Notes

- Crimp sleeve is supplied with terminus assembly and may be ordered separately (see Table II). For terminus less crimp sleeve omit **C** from end of part number.
- Alignment sleeve assembly is supplied with terminus assembly (packaged loose) and may be ordered separately (see Table II). For terminus less alignment sleeve assembly, add **N** to end of part number (e.g. 181-040-1260CN).
- See Glenair GAP-036 for termination procedure and assembly tools.
- Dummy Terminus: Part Number 181-051 or M29504/03-4038.