

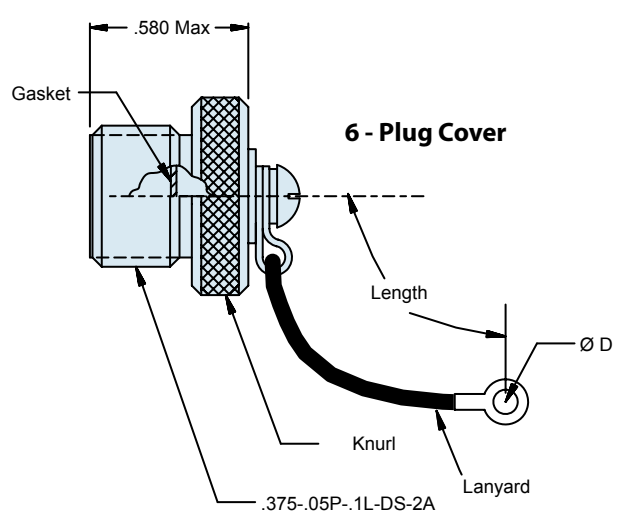
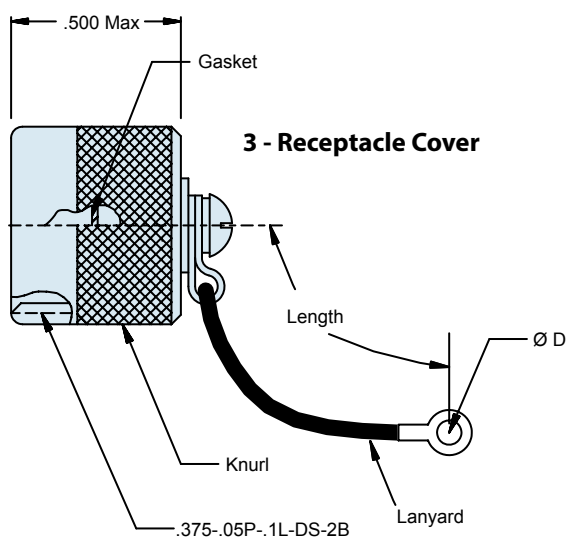
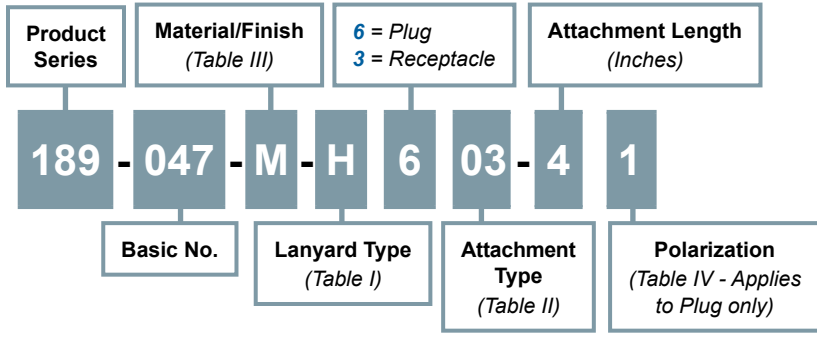


**189-047**  
**Plug and Receptacle Protective Covers**  
for Single Channel 180-071 Series Fiber Optic Connectors

**Plug and receptacle protective covers for single channel fiber optic connectors**

**B**

**How To Order**



**Material and Finish**

Cover: See Table III  
Gasket: Fluorosilicone

**189-047**  
**Plug and Receptacle Protective Covers**  
 for Single Channel 180-071 Series Fiber Optic Connectors



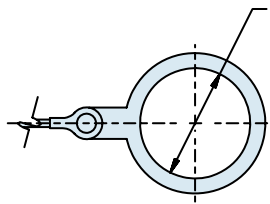
MIL-DTL-38999  
 Series III Type

B

Table I: Lanyard Codes	
Code	Description
D	Bead Chain, CRES, Passivated
F	Wire Rope, Nylon Jacket
G	Nylon Rope, Black
H	Wire Rope, Fluoropolymer Jacket
N	No Lanyard
R	Wire Rope, PVC Jacket
S	#8 Sash Chain, CRES, Passivated
T	Wire Rope, No Jacket
U	Wire Rope, Polyurethane Jacket

Table III: Material and Finish		
Code	Material	Finish
C	Aluminum Alloy	Anodize, Black
M		Electroless Nickel
NF		Cadmium, Olive Drab, over Electroless Nickel
ZN		Zinc-Nickel, Olive Drab, over Electroless Nickel
Z1	Stainless Steel	Passivate

Refer to Appendix for material/finish details



**Solid Ring**  
 Dash No. 07 thru 12

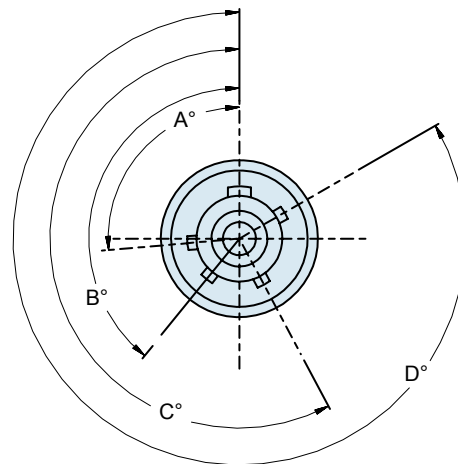


Table II: Attachment Type		
Dash No.	Ø D	
01	.125 (3.2)	Eyelet
02	.140 (3.6)	
03	.167 (4.2)	
04	.182 (4.6)	
05	.191 (4.9)	
06	.197 (5.0)	
07	.391 (9.9)	Solid Ring
08	.516 (13.1)	
09	.583 (14.8)	
10	.766 (19.5)	
11	.896 (22.2)	
12	1.016 (25.8)	

Table IV: Keyway Polarizations (Plug Cover Only)				
Pos	A°	B°	C°	D°
1	95	141	208	300
2	80	141	208	300
3	95	141	223	300
4	80	141	223	300
5	95	141	208	275