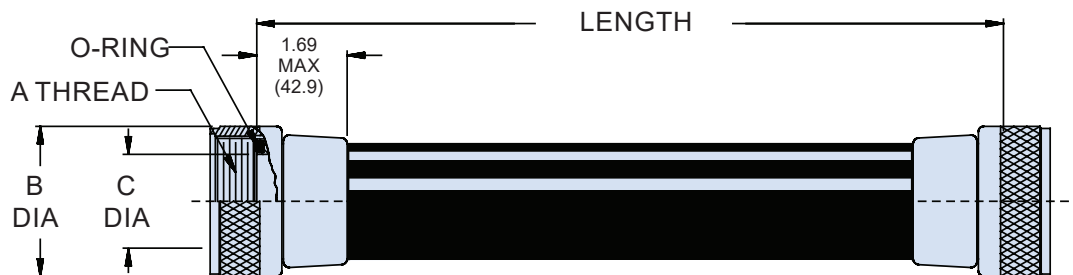
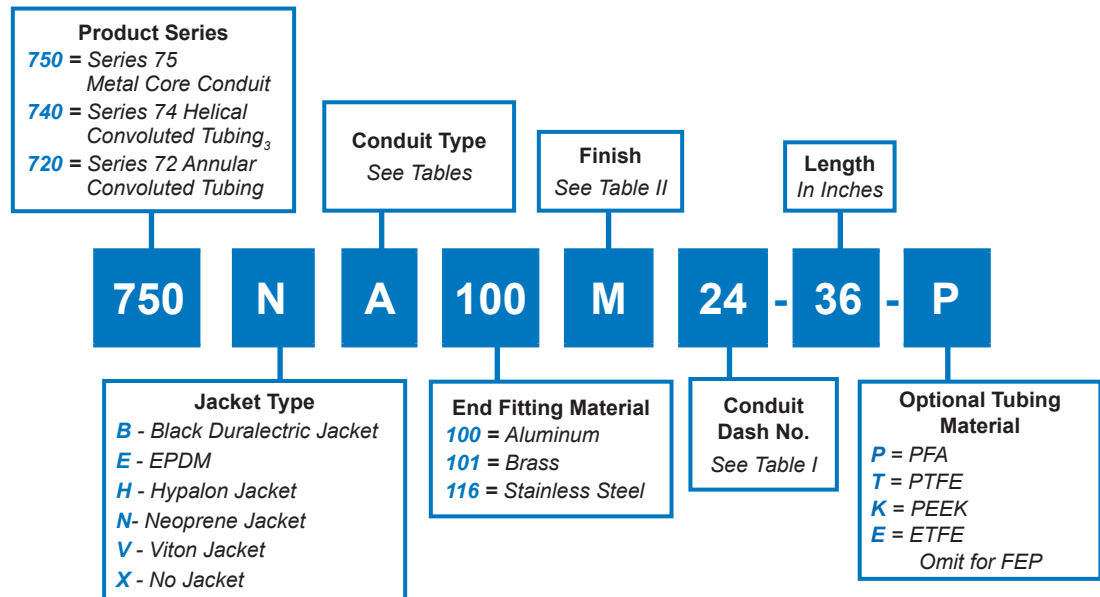


## Legacy Adapter to Adapter Pre-Terminated Assemblies

Series 72 & 74 Tubing & Series 75 Conduit

For use with adapters  
and transitions shown  
in Table III

FOR ADAPTER-TO-ADAPTER APPLICATIONS



### Notes

1. Metric dimensions (mm) are in parentheses and are for reference only.
2. Length tolerance is  $\pm .250$  (12.7) for lengths up to 24 inches (619.6 mm). Length tolerance for longer lengths is  $\pm$  one percent (1%) of the length.
3. Pre-terminated assemblies using product Series 740 will be supplied with FEP material, standard wall thickness, standard convolutions, tin copper braid, and neoprene jacket. For other options consult factory.

# Legacy Adapter to Adapter Pre-Terminated Assemblies Series 72 & 74 Tubing & Series 75 Conduit



**Table I: Thread Size**

Dash No.	Availability			A Thread Class 2B	B Max	C Max
	72	74	75			
06	●	●		7/16 - 28 UNEF	.640 (16.3)	.188 (4.8)
08			●	1/2 - 20 UNF	.640 (16.3)	.250 (6.4)
09	●	●		9/16 - 24 UNEF	.690 (17.5)	.281 (7.1)
10		●		9/16 - 24 UNEF	.690 (17.5)	.312 (7.9)
12	●	●	●	5/8 - 24 UNEF	.760 (19.3)	.375 (9.5)
14		●		11/16 - 24 UNEF	.890 (22.6)	.438 (11.1)
16	●	●	●	3/4 - 20 UNEF	.890 (22.6)	.500 (12.7)
20	●	●	●	7/8 - 20 UNEF	1.024 (26.0)	.625 (15.9)
24	●	●	●	1 - 20 UNEF	1.152 (29.3)	.750 (19.1)
28	●	●		1 3/16 - 18 UNEF	1.363 (34.6)	.875 (22.2)
32	●	●	●	1 5/16 - 18 UNEF	1.488 (37.8)	1.000 (25.4)
40	●	●	●	1 1/2 - 18 UNEF	1.676 (42.6)	1.250 (31.8)
48		●	●	1 3/4 - 18 UNS	1.960 (49.8)	1.500 (38.1)
56		●	●	2 - 18 UNS	2.210 (56.1)	1.750 (44.5)
64		●	●	2 1/4 - 16 UN	2.460 (62.5)	2.000 (50.8)
80			●	2 3/4 - 16 UN	2.930 (74.4)	2.500 (63.5)
96			●	3 1/4 - 16 UN	3.460 (87.9)	3.000 (76.2)

**Table II: Finish**

Code	Finish
B	Olive Drab over Cadmium Plate
M	Electroless Nickel
N	Olive Drab over Cadmium Plate over Nickel
NF	Olive Drab over Cadmium Plate over Electroless Nickel (500 hour salt spray)
Z1	Passivate
MT	Nickel-PTFE
ZR	Zinc-Nickel, Black

**Table III: Adapters and Transitions Part No. Ref.**

<b>710-100</b>	Bulkhead Feed-Thru
<b>710-114 - 117, -405 - 406</b>	Male and Female Pipe Thread Adapters
<b>713-100</b>	Circular Connector Adapter
<b>710-106 - 109, -370 - 371</b>	Y and T Transitions
<b>710-077</b>	Multibranch Transitions

**Series 75 Conduit Types**

Code	Conduit	Braided Shield	Jacket
A	Brass	Bronze Braid	Neoprene
B	Brass	Inner: Bronze Braid Outer: Tin/Copper Braid	Neoprene
C	Brass	Inner: Bronze Braid, Ferrous Shield: Tin Plated Iron/Copper (SnCuFe) Outer: Tin/Copper	Neoprene
D	Brass	Inner: Bronze Braid, 1st Outer: Tin/Copper Braid 2nd Outer: Tin/Copper Braid	Neoprene
H	Stainless Steel	Stainless Steel	Neoprene
J	Nickel/Iron	Stainless Steel	Neoprene

**Series 74 Tubing Types**

Code	Tubing	Braided Shield	Jacket
A	FEP, PFA, PTFE, PEEK, or ETFE	none	none
B	FEP, PFA, PTFE, PEEK, or ETFE	Braided Black Dacron®	none
C	FEP, PFA, PTFE, PEEK, or ETFE	Tin/Copper, 1 layer	Jacket
D	FEP, PFA, PTFE, PEEK, or ETFE	Tin/Copper, 1 layer	none
E	FEP, PFA, PTFE, PEEK, or ETFE	Tin/Copper, 2 layers	none
F	FEP, PFA, PTFE, PEEK, or ETFE	Tin/Copper, 2 layers	Jacket
G	FEP, PFA, PTFE, PEEK, or ETFE	none	Jacket

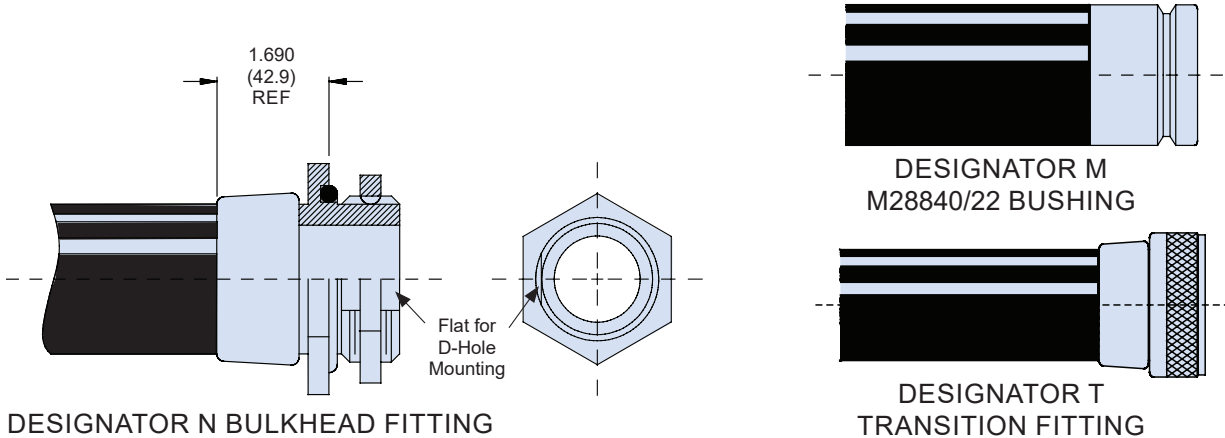
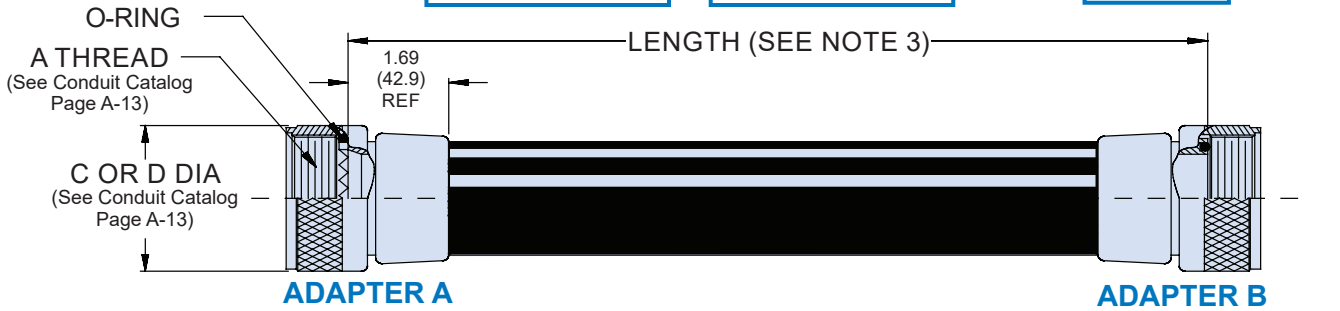
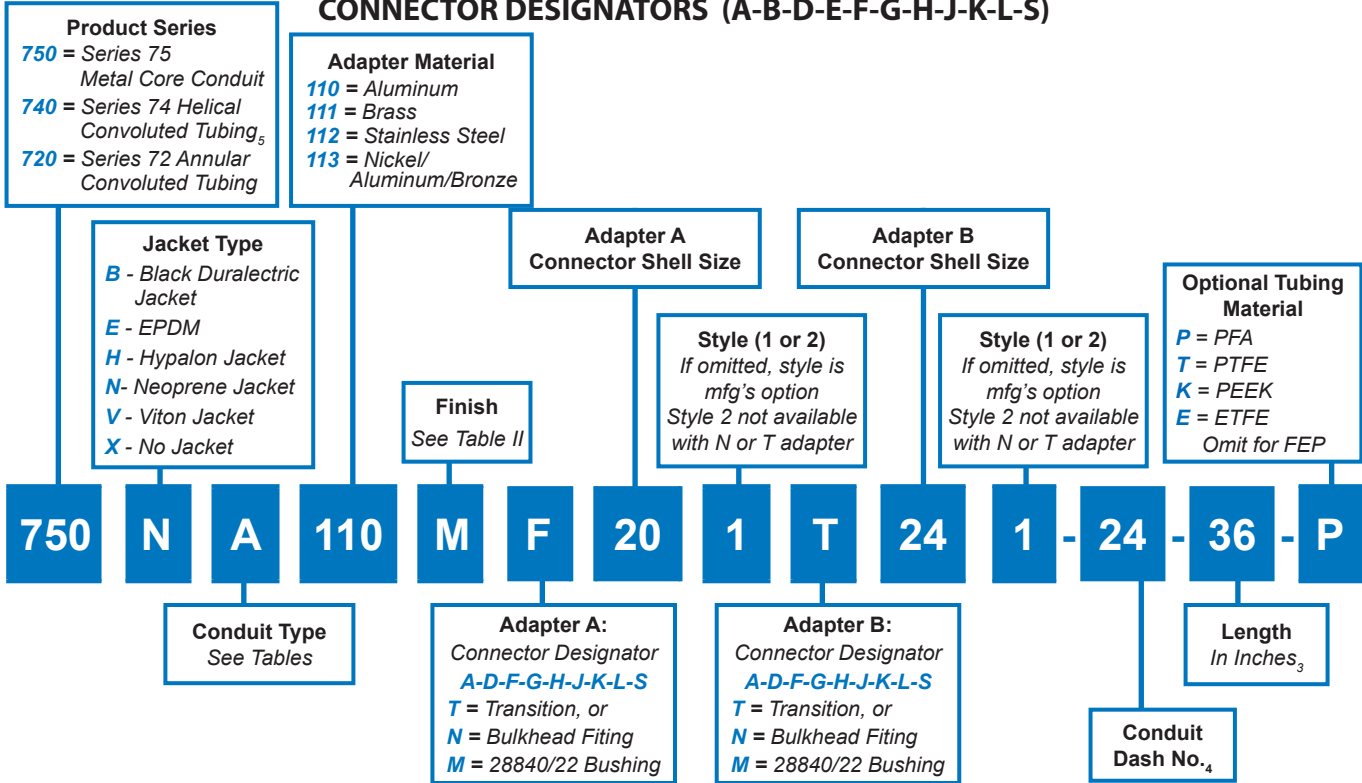
**Series 72 Tubing Types**

Code	Tubing	Braided Shield	Jacket
A	Kynar®	none	none
B	Kynar®	Tin/Copper internal braid	none
C	Kynar®	Tin/Copper external braid	none
D	Kynar®	Tin/Copper external braid	Jacket
E	Kynar®	Tin/Copper internal and external braid	none
F	Kynar®	Tin/Copper internal and external braid	Jacket



## Legacy Connector to Adapter Pre-Terminated Assemblies Series 72 & 74 Tubing & Series 75 Conduit

### CONNECTOR-TO-ADAPTER APPLICATIONS CONNECTOR DESIGNATORS (A-B-D-E-F-G-H-J-K-L-S)



# Legacy Connector to Adapter Pre-Terminated Assemblies Series 72 & 74 Tubing & Series 75 Conduit



**Table I: Thread Size**

Dash No.	Availability			A Thread Class 2B	B Max	C Max	G Max (bulkhead size)
	72	74	75				
06		●		7/16 - 28 UNEF	.640 (16.3)	.188 (4.8)	1.63 (41.4)
08			●	1/2 - 20 UNF	.640 (16.3)	.250 (6.4)	1.63 (41.4)
09	●	●		9/16 - 24 UNEF	.690 (17.5)	.281 (7.1)	1.63 (41.4)
10		●		9/16 - 24 UNEF	.690 (17.5)	.312 (7.9)	1.63 (41.4)
12	●	●	●	5/8 - 24 UNEF	.760 (19.3)	.375 (9.5)	1.63 (41.4)
14		●		11/16 - 24 UNEF	.890 (22.6)	.438 (11.1)	1.63 (41.4)
16	●	●	●	3/4 - 20 UNEF	.890 (22.6)	.500 (12.7)	1.63 (41.4)
20	●	●	●	7/8 - 20 UNEF	1.024 (26.0)	.625 (15.9)	1.63 (41.4)
24	●	●	●	1 - 20 UNEF	1.152 (29.3)	.750 (19.1)	1.63 (41.4)
28	●	●		1 3/16 - 18 UNEF	1.363 (34.6)	.875 (22.2)	1.63 (41.4)
32	●	●	●	1 5/16 - 18 UNEF	1.488 (37.8)	1.000 (25.4)	1.63 (41.4)
40	●	●	●	1 1/2 - 18 UNEF	1.676 (42.6)	1.250 (31.8)	1.63 (41.4)
48		●	●	1 3/4 - 18 UNS	1.960 (49.8)	1.500 (38.1)	1.75 (44.5)
56		●	●	2 - 18 UNS	2.210 (56.1)	1.750 (44.5)	1.75 (44.5)
64		●	●	2 1/4 - 16 UN	2.460 (62.5)	2.000 (50.8)	1.75 (44.5)
80			●	2 3/4 - 16 UN	2.930 (74.4)	2.500 (63.5)	1.75 (44.5)
96			●	3 1/4 - 16 UN	3.460 (87.9)	3.000 (76.2)	1.75 (44.5)

**Table II: Finish**

Code	Finish
B	Olive Drab over Cadmium Plate
M	Electroless Nickel
N	Olive Drab over Cadmium Plate over Nickel
NF	Olive Drab over Cadmium Plate over Electroless Nickel (500 hour salt spray)
Z1	Passivate
MT	Nickel-PTFE
ZR	Zinc-Nickel, Black

**Table III: Adapters and Transitions Part No. Ref.**

<b>710-100</b>	Bulkhead Feed-Thru
<b>710-114 - 117, -405 - 406</b>	Male and Female Pipe Thread Adapters
<b>713-100</b>	Circular Connector Adapter
<b>710-106 - 109, -370 - 371</b>	Y and T Transitions
<b>710-077</b>	Multibranch Transitions

**Series 75 Conduit Types**

Code	Conduit	Braided Shield	Jacket
A	Brass	Bronze Braid	Neoprene
B	Brass	Inner: Bronze Braid Outer: Tin/Copper Braid	Neoprene
C	Brass	Inner: Bronze Braid, Ferrous Shield: Tin Plated Iron/Copper (SnCuFe) Outer: Tin/Copper	Neoprene
D	Brass	Inner: Bronze Braid, 1st Outer: Tin/Copper Braid 2nd Outer: Tin/Copper Braid	Neoprene
H	Stainless Steel	Stainless Steel	Neoprene
J	Nickel/Iron	Stainless Steel	Neoprene

**Series 74 Tubing Types**

Code	Tubing	Braided Shield	Jacket
A	FEP, PFA, PTFE, PEEK, or ETFE	none	none
B	FEP, PFA, PTFE, PEEK, or ETFE	Braided Black Dacron®	none
C	FEP, PFA, PTFE, PEEK, or ETFE	Tin/Copper, 1 layer	Jacket
D	FEP, PFA, PTFE, PEEK, or ETFE	Tin/Copper, 1 layer	none
E	FEP, PFA, PTFE, PEEK, or ETFE	Tin/Copper, 2 layers	none
F	FEP, PFA, PTFE, PEEK, or ETFE	Tin/Copper, 2 layers	Jacket
G	FEP, PFA, PTFE, PEEK, or ETFE	none	Jacket

**Series 72 Tubing Types**

Code	Tubing	Braided Shield	Jacket
A	Kynar®	none	none
B	Kynar®	Tin/Copper internal braid	none
C	Kynar®	Tin/Copper external braid	none
D	Kynar®	Tin/Copper external braid	Jacket
E	Kynar®	Tin/Copper internal and external braid	none
F	Kynar®	Tin/Copper internal and external braid	Jacket

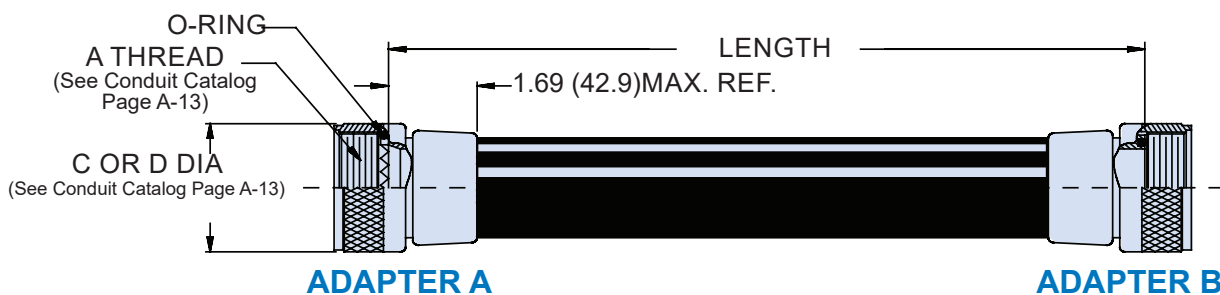
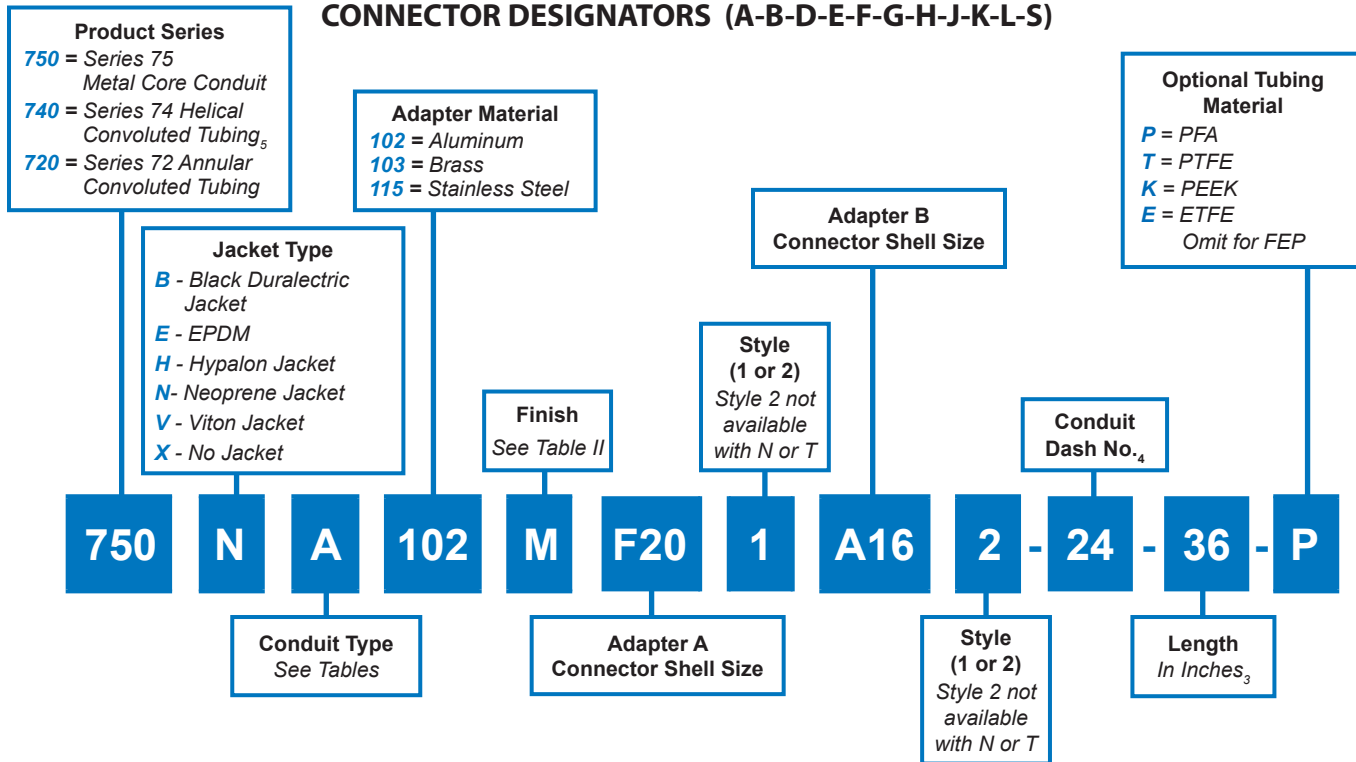
## Notes

1. Metric dimensions (mm) are indicated in parentheses.
2. O-Ring not supplied with connector designator A.
3. Length tolerance is  $\pm .250$  (12.7) for lengths up to 24 inches (619.6 mm). Length tolerance for longer lengths is  $\pm$  one percent (1%) of the length.
4. Consult factory for fittings using 3.000" (76.2) conduit.
5. Pre-terminated assemblies using product Series 74 will be supplied with FEP material, standard wall thickness, standard convolutions, tin copper braid, and neoprene jacket. For other options consult factory.
6. See section A for connector designator and interface information.



## Legacy Connector to Connector Pre-Terminated Assemblies Series 72 & 74 Tubing & Series 75 Conduit

### CONNECTOR-TO-ADAPTER APPLICATIONS CONNECTOR DESIGNATORS (A-B-D-E-F-G-H-J-K-L-S)



#### Notes

1. Metric dimensions (mm) are indicated in parentheses.
2. Length tolerance is  $\pm .250$  (12.7) for lengths up to 24 inches (619.6 mm). Length tolerance for longer lengths is  $\pm$  one percent (1%) of the length.
3. Consult factory for fittings using 3.000" (76.2) conduit.
4. Pre-terminated assemblies using product Series 74 will be supplied with FEP material, standard wall thickness, standard convolutions, tin/copper braid, and neoprene jacket. For other options consult factory.
5. See section A for connector designator and interface information.

**Legacy Connector to Connector  
Pre-Terminated Assemblies  
Series 72 & 74 Tubing & Series 75 Conduit**



**Table II: Finish**

Code	Finish
B	Olive Drab over Cadmium Plate
M	Electroless Nickel
N	Olive Drab over Cadmium Plate over Nickel
NF	Olive Drab over Cadmium Plate over Electroless Nickel (500 hour salt spray)
Z1	Passivate
MT	Nickel-PTFE
ZR	Zinc-Nickel, Black

**Series 75 Conduit Types**

Code	Conduit	Braided Shield	Jacket
A	Brass	Bronze Braid	Neoprene
B	Brass	Inner: Bronze Braid Outer: Tin/Copper Braid	Neoprene
C	Brass	Inner: Bronze Braid, Ferrous Shield: Tin Plated Iron/Copper (SnCuFe) Outer: Tin/Copper	Neoprene
D	Brass	Inner: Bronze Braid, 1st Outer: Tin/Copper Braid 2nd Outer: Tin/Copper Braid	Neoprene
H	Stainless Steel	Stainless Steel	Neoprene
J	Nickel/Iron	Stainless Steel	Neoprene

**Series 74 Tubing Types**

Code	Tubing	Braided Shield	Jacket
A	FEP, PFA, PTFE, PEEK, or ETFE	none	none
B	FEP, PFA, PTFE, PEEK, or ETFE	Braided Black Dacron®	none
C	FEP, PFA, PTFE, PEEK, or ETFE	Tin/Copper, 1 layer	Jacket
D	FEP, PFA, PTFE, PEEK, or ETFE	Tin/Copper, 1 layer	none
E	FEP, PFA, PTFE, PEEK, or ETFE	Tin/Copper, 2 layers	none
F	FEP, PFA, PTFE, PEEK, or ETFE	Tin/Copper, 2 layers	Jacket
G	FEP, PFA, PTFE, PEEK, or ETFE	none	Jacket

**Series 72 Tubing Types**

Code	Tubing	Braided Shield	Jacket
A	Kynar®	none	none
B	Kynar®	Tin/Copper internal braid	none
C	Kynar®	Tin/Copper external braid	none
D	Kynar®	Tin/Copper external braid	Jacket
E	Kynar®	Tin/Copper internal and external braid	none
F	Kynar®	Tin/Copper internal and external braid	Jacket