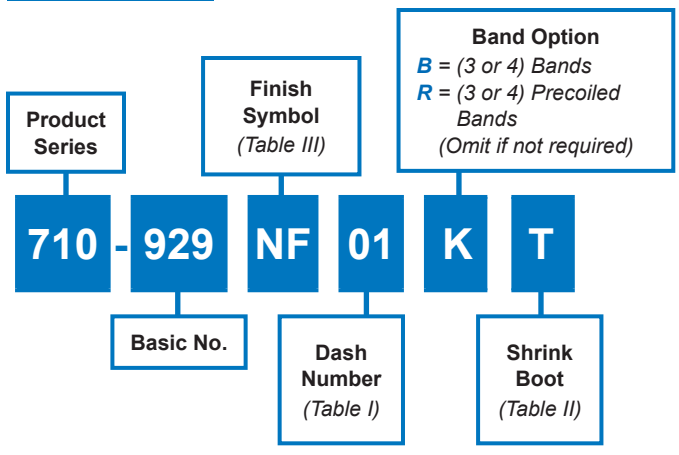


# 710-929 Guardian Transition, Split Body Aluminum Transition for Annular Convolute Tubing



## Guardian Transition for Glenair Annular Convolute Tubing

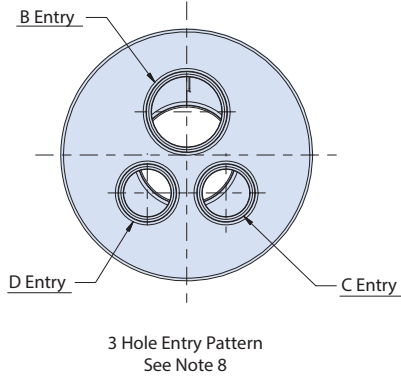
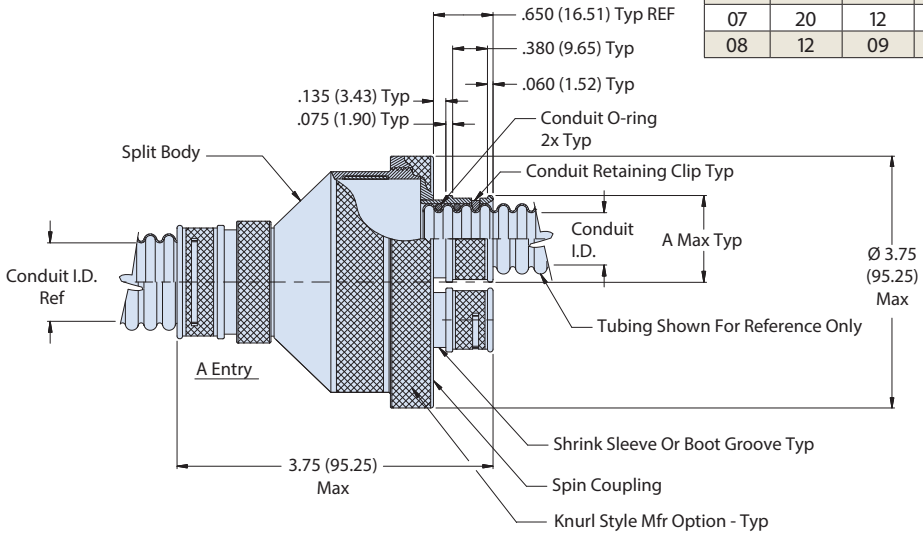
### How To Order



Entry Size	Conduit I.D.		A Dia Max	Shrink Boot Ref
	Min	Max		
-09	.24 (6.10)	.28 (7.11)	.63 (16.00)	770-001S103
-12	.33 (8.38)	.37 (9.40)	.73 (18.54)	770-001S104
-14	.40 (10.16)	.44 (11.18)	.79 (20.07)	770-001S104
-20	.57 (14.48)	.62 (15.75)	.98 (24.89)	770-001S105
-24	.69 (17.53)	.75 (19.05)	1.15 (29.21)	770-001S106
-28	.81 (20.57)	.87 (22.10)	1.27 (32.26)	770-001S107

Dash No	Entry A	Entry B	Entry C	Entry D
01	09	09	09	N/A
03	14	12	12	N/A
04	28	24	14	N/A
05	28	24	24	N/A
06	24	20	12	12
07	20	12	12	12
08	12	09	09	09

Sym	Finish Description
N	Cadmium Plate/ Olive Drab Over Nickel Plate
NF	CAD/O.D. over Electoless Nickel (1000 hr salt spray)



### Notes

- Glenair 600 series backshell assembly tools recommended
- Conduit retaining clip and conduit O-rings to be supplied un-assembled
- For effective grounding, connector with conductive finish should be used
- Glenair assembly procedure AP74-010 is recommended for adapter to conduit termination
- Material/Finish:
  - Adapter, fittings, plate, nut: Aluminum alloy/see table III
  - O-rings: silicone/N.A.
  - Retaining clip: high grade engineering thermoplastic/N.A.

