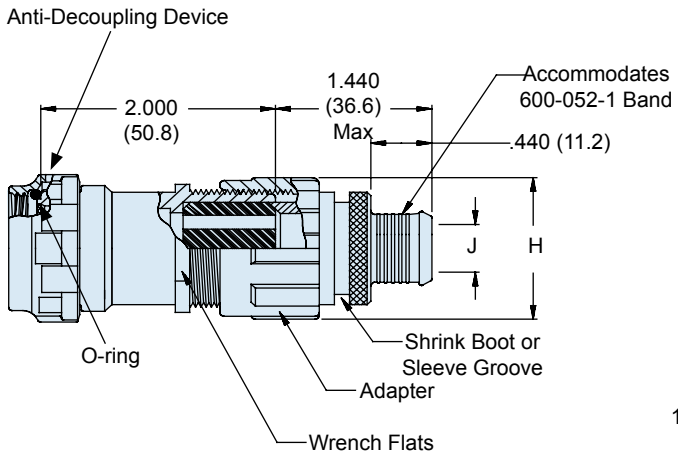
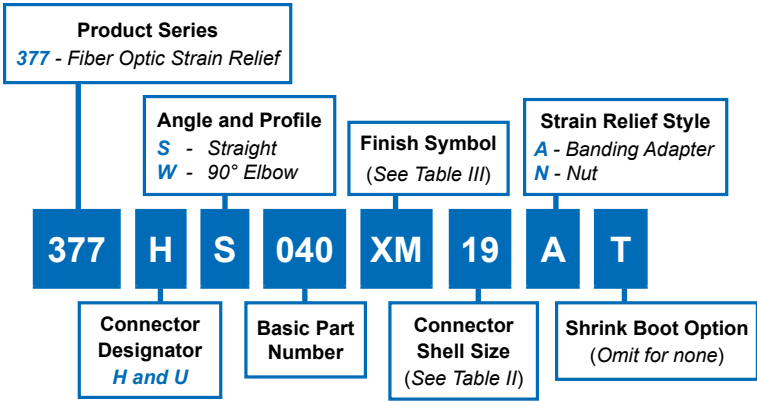
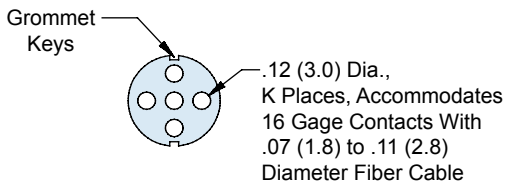
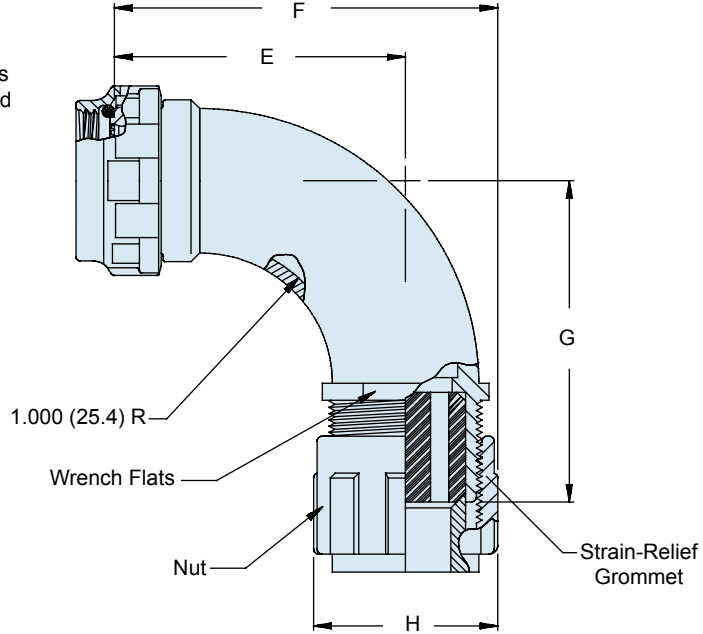


A

CONNECTOR DESIGNATOR:	
H	MIL-DTL-38999 Series III and IV
U	DG123 and DG123A
SELF-LOCKING	
ROTATABLE COUPLING	
STANDARD PROFILE	



U.S. PATENT NO. 6358077



377-040
Composite Fiber-Optic Strain-Relief Backshell
with Cable Alignment Grommet
and Self-Locking Rotatable Coupling



TABLE II: CONNECTOR SHELL SIZE ORDER NUMBER

Shell Size For Conn. Desig.		E		F		G		H		J		K (# of Holes)*	
H	U	±.06	(1.5)	±.09	(2.3)	±.06	(1.5)	(Max)	Ref.	Code H	Code U	Code H	Code U
11	---	1.70	(43.2)	2.39	(60.7)	1.90	(48.3)	1.41	(35.8)	.27	(6.9)	2	---
13	11	1.78	(45.2)	2.47	(62.7)	1.96	(49.8)	1.41	(35.8)	.33	(8.4)	4	2
15	13	1.82	(46.2)	2.51	(63.8)	2.02	(51.3)	1.41	(35.8)	.39	(9.9)	5	4
17	15	1.89	(48.0)	2.70	(68.6)	2.09	(53.1)	1.64	(41.7)	.51	(13.0)	8	5
19	17	1.93	(49.0)	2.74	(69.6)	2.13	(54.1)	1.64	(41.7)	.64	(16.3)	11	8
21	19	2.00	(50.8)	2.94	(74.7)	2.19	(55.6)	1.89	(48.0)	.77	(19.6)	16	11
23	21	2.08	(52.8)	3.02	(76.7)	2.25	(57.2)	1.89	(48.0)	.84	(21.3)	21	16
25	23	2.14	(54.4)	3.20	(81.3)	2.32	(58.9)	2.16	(54.9)	.84	(21.3)	29	21
---	25	2.22	(56.4)	3.28	(83.3)	2.39	(60.7)	2.16	(54.9)	.89	(22.6)	---	29

* Use Glenair 687-142 seal plug in vacant holes

TABLE III: FINISH

Symbol	Finish Description
XB	No Plating - Black Color (Non-Conductive Finish)
XO	No Plating - Brown Color (Non-Conductive Finish)

NOTES

1. See Table I in Intro for front-end dimensional details.
2. Metric dimensions (mm) are in parentheses and are for reference only