



MISSION-CRITICAL  
INTERCONNECT  
SOLUTIONS



SERIES 77

**AUTOSHRIK™**

The Fast and Easy Cold-Action Shrink Tubing  
and Shrink Boot Solution From Glenair

OCTOBER 2018



COLD-ACTION

# Autoshrink™

## Fast and easy, high-performance shrink boot (molded shape) and tubing solutions from Glenair

**D**esigned for rugged weathering, UV and ozone-resistant performance, Glenair Autoshrink is the one-piece easy-action shrink boot and tubing solution. Quickly attach molded shape shrink boots, splice insulation, or repair jacketed cabling. Built from Glenair Duraelectric formula material, Autoshrink is fully hydrophobic and resistant to caustic chemicals and solvents. Easy-action spiral hold-out and large cold shrink ratio makes for fast installation and durable, split-resistant performance. Straight, 45° and 90° angle lipped shrink boots lock into boot groove on adapters to keep out environmental debris. Universal design Autoshrink tubing delivers reliable and durable sealing on Glenair Duraelectric formula jacketing, as well as mechanical protection for cable-end terminations in harsh military and industrial applications.



- Straight, 45° and 90° lipped and lipless shrink boots in standard, short, and long tail configurations
- Straight, small diameter, and shielded shrink tubing
- Fast and easy installation
- Four material types for high UV plus LSZH, advanced fluid resistance, extreme temperature tolerance, and subsea use
- Fire-resistance in all material types
- Reliable IP68 sealing
- 3000 VAC rated
- Multiple color options
- Service temperature range: -65°C to 300°C
- Ideal for repair of cables and conduit with Duraelectric jacketing



Mil-Aero / Industrial fluid-resistant lipped shrink boots

Fast and easy repair of Duraelectric-jacketed cables

Utilize for termination of lugs on new installations

Four material types for high UV plus LSZH, advanced fluid resistance, extreme temperature tolerance, and subsea use



**Autoshrink™ Performance Data**


Autoshrink™ D Material Performance ..... 2  
 Autoshrink™ F Material Performance ..... 3  
 Autoshrink™ S Material Performance ..... 4  
 Autoshrink™ T Material Performance ..... 5  
 779-005 Autoshrink™ D and 779-006 Autoshrink™ F Adhesive ..... 6  
 779-007 Autoshrink™ S and 779-008 Autoshrink™ T Adhesive ..... 7

**Autoshrink™ D UV-Resistant / LSZH Shrink Boots and Tubing**



777-005 Standard or 777-006 Short Straight Boot ..... 8  
 777-005 Right Angle, Lipped Boot ..... 9  
 777-005 45° Angle, Lipped Boot ..... 10  
 777-008 Straight, Lipped Long Tail Boot ..... 11  
 777-008 Right Angle, Lipped Long Tail Boot ..... 12  
 809-432 Straight, Lipped Boot for Mighty Mouse ..... 13  
 809-432 Right Angle, Lipped Boot for Mighty Mouse ..... 14  
 809-432 45° Angle, Lipped Boot for Mighty Mouse ..... 15  
 777-015 Straight, Lipless Boot ..... 16  
 777-015 Right Angle, Lipless Boot ..... 17  
 777-033 Straight, Lipless boot for SuperFly ..... 18  
 777-033 Right Angle, Lipless Boot for SuperFly ..... 19  
 777-004 Straight Wall Tubing ..... 20  
 777-035 Small Diameter, Straight Wall Tubing ..... 21  
 777-023 Shielded, Straight Wall Tubing ..... 22  
 777-024 Shielded, Straight Wall Tubing with Ground Strap ..... 23

**Autoshrink™ F Advanced Fluid Resistant Shrink Boots and Tubing**



777-012 Standard or Short Straight Boot ..... 24  
 777-012 Right Angle, Lipped Boot ..... 25  
 777-012 45° Angle, Lipped Boot ..... 26  
 777-022 Straight Wall Tubing ..... 27

**Autoshrink™ T High-Temperature-Tolerant Shrink Boots and Tubing**



777-025 Standard or Short Straight Boot ..... 32  
 777-025 Right Angle, Lipped Boot ..... 33  
 777-025 45° Angle, Lipped Boot ..... 34  
 777-030 Straight Wall Tubing ..... 35



## Autoshrink™ D (Duralectric™ formula GPS67) General-Purpose, High UV-Resistance, LSZH

### AUTOSHRINK™ D

Autoshrink™ D is a high-performance elastomeric material (Glenair Duralectric™ formula polymer GPS67) cold-action molded shape shrink boot and shrink tubing solution for general-purpose use in military and commercial aerospace electrical wire interconnect systems and other harsh wire protection, sealing, and repair applications.

#### NOTABLE ATTRIBUTES

- **Service temperature range: -65°C to 260°C**
- **Fire resistant and Low smoke-zero halogen (LSZH)**
- **General-purpose resistance to common aerospace, military and industrial fluids**
- **Large cold shrink ratio for fast application and assembly as well as durable split-resistant performance**
- **For use with Duralectric™ jacket materials and adhesive 779-005**

Autoshrink™ D Physical Properties		
Property	Typical Result	Test Method
Hardness, Shore A	60	ASTM D2240
Tensile Strength, psi	1100	ASTM D412
Elongation, %	500	ASTM D412
Tear Strength, Die B, ppi	150	ASTM D624
Low Temperature Impact at -65°C	Pass/No Cracks	ASTM D2137
Accelerated UV/Sunlight Resistance, 53 Year Equivalent Exposure	Pass/Excellent	IEC 60068-2-5
Ozone Resistance	Pass/No Cracks	ASTM D1149
Zero Halogen	Pass	IEC 60754-1

Autoshrink™ D Electrical Properties		
Property	Typical Result	Test Method
Dielectric Strength, kV/mm	19	ASTM D419
Comparative Tracking Index, VAC	> 600	ASTM D3638

Autoshrink™ D Fire Resistance Properties	
Property	Typical Result
<b>Flammability</b>	
Oxygen Index, %	45
FAR 25.853, 12 Second Vertical	Pass
FAR 25.853, 60 Degree	Pass
FAR 27.1365 b,c	Pass
BSS7230 Method F2	Pass
IEC60614-1	Pass
EN60695-2-12, 850°C Glow-Wire	Pass
UL1685 FT4/IEEE1202	Pass
<b>Smoke Density</b>	
BSS7238	Pass
NES 711	Pass
EN 60695-2-11	Pass
UL1685 FT4/IEEE1202	Pass
<b>Combustion Toxicity</b>	
BSS7239	Pass
NES 713	Pass
SMP800 C	Pass

#### IMPORTANT NOTE

Data are generated in accordance with prevailing national and international test standards and should be used only for material comparison. Actual property values are highly dependent on part geometry, mold configuration, and processing conditions. Please contact the factory to discuss the use of Autoshrink™ D in specific applications or environments.

Listed in the NASA MAPTIS (Material and Process Technical Information System) database

## Autoshrink™ F (Duraelectric™ F GPS125) Advanced Fluid / Solvent Resistance

### AUTOSHRINK™ F

Autoshrink™ F is a high-performance elastomeric material (Glenair Duraelectric™ F formula polymer GPS125) cold-action molded shape shrink boot and shrink tubing solution for application-specific use in military and commercial aerospace electrical wire interconnect systems and other harsh wire protection, sealing, and repair applications. Autoshrink™ F is highly resistant to aircraft industry jet fuels, oils, solvents, and cleaners.

### NOTABLE ATTRIBUTES

- **Service temperature range: -65°C to 200°C**
- **Fire resistant and suitable for immersion in jet fuel, diesel, lubricants, and solvents**
- **Large cold shrink ratio for fast application and assembly as well as durable split-resistant performance**
- **For use with Duraelectric™ jacket materials and adhesive 779-006**

Autoshrink™ F Physical Properties		
Property	Typical Result	Test Method
Hardness, Shore A	55	ASTM D2240
Tensile Strength, psi	1200	ASTM D412
Elongation, %	400	ASTM D412
Tear Strength, Die B, ppi	200	ASTM D624
Low Temperature Impact at -65°C	Pass/No Cracks	ASTM D2137
Ozone Resistance	Pass/No Cracks	ASTM D518

Autoshrink™ F Electrical Properties		
Property	Typical Result	Test Method
Dielectric Strength, kV/mm	14	ASTM D149

Autoshrink™ F Fluid Resistance ASTM D471 Immersion		
A-A-52624A Type I and Type II	2-Ethylhexyl Sebacate	MIL-L-23699 Gas Turbine Engine Oil
Amerex AFFF Fire Extinguishing Foam	Isooctane	Plexol 201
AMS 1432 Potassium Acetate De-Icer	70/30 Isooctane / Toluene	Polyol Esters
AMS 2629	Isopropyl Alcohol	Propylene Glycol Antifreeze
AMS3021	Jet A	Royco 500 Gas Turbine Engine Oil
Boiling Water	JET Oil	Royco 756 Hydraulic Fluid
Calla 855 Aircraft Cleaner	JP-8	TT-I-735
Coolanol 25R Silicate Ester Fluid	MIL-C-85570 Aircraft Cleaner	TTS-735 TY I & III
Diesel #2	MIL-C-87252 Coolant	
E36 Runway De-Icer	MIL-H-5606 Hydraulic Fluid	
Duraelectric™ F is not recommended for continuous immersion in phosphate ester fluids such as Skydrol or HyJet.		

### IMPORTANT NOTE

Data are generated in accordance with prevailing national and international test standards and should be used only for material comparison. Actual property values are highly dependent on part geometry, mold configuration, and processing conditions. Please contact the factory to discuss the use of Autoshrink™ F in specific applications or environments.



## Autoshrink™ T (ThermaRex™ formula GPS139) Extreme Temperature Tolerance, LSZH

### AUTOSHRINK™ T

Autoshrink™ T is a high-performance rubber material (Glenair ThermaRex formula GPS139) cold-action molded shape shrink boot and shrink tubing solution for use in high-temperature applications in military and commercial aerospace electrical wire interconnect systems and other harsh-environment wire protection, sealing, and repair applications.

### NOTABLE ATTRIBUTES

- Service temperature range: -65°C to 300°C
- Fire resistant and low smoke-zero halogen (LSZH)
- Resistant to common aerospace, military and industrial fluids
- Large cold shrink ratio for fast application and assembly as well as durable split-resistant performance
- For use with ThermaRex jacket materials and adhesive 779-008

Autoshrink™ T Physical Properties		
Property	Typical Result	Test Method
Hardness, Shore A	50	ASTM D2240
Tensile Strength, psi	1000	ASTM D412
Elongation, %	350	ASTM D412
Tear Strength, Die B, ppi	100	ASTM D624
Low Temperature Impact at -65°C	Pass/No Cracks	ASTM D2137
Ozone Resistance	Pass/No Cracks	ASTM D1149
Zero Halogen	Pass	IEC 754-1

Autoshrink™ T Electrical Properties		
Property	Typical Result	Test Method
Dielectric Strength, kV/mm	18	ASTM D149

### IMPORTANT NOTE

Data are generated in accordance with prevailing national and international test standards and should be used only for material comparison. Actual property values are highly dependent on part geometry, mold configuration, and processing conditions. Please contact the factory to discuss the use of Autoshrink™ T in specific applications or environments.

## 779-005 for use with Autoshrink™ D • 779-006 for use with Autoshrink™ F • 779-008 for use with Autoshrink™ T

### HIGH-STRENGTH ADHESIVE, PART NUMBER 779-005 FOR USE WITH AUTOSHRINK™ D

Autoshrink adhesive 779-005 is a one-part, high-strength, room-temperature curing adhesive used for sealing Autoshrink™ D boots and tubing onto connectors, accessories and Duralectric™ elastomeric cable jacketing.

#### NOTABLE ATTRIBUTES

- Service temperature range: -65°C to 225°C
- Meets MIL-A-46146 Group II Type I
- Strong adhesion to Autoshrink™ D, Duralectric™ jacketing, aluminum, and stainless steel

779-005 Adhesive Physical Properties		
Property	Typical Result	Test Method
Hardness, Shore A	40	ASTM D2240
Tensile Strength, psi	800	ASTM D412
Elongation, %	600	ASTM D412
Tear Strength, Die B, ppi	200	ASTM D624
Lap Shear Strength, psi	1650	ASTM D1002
779-005 Adhesive Electrical Properties		
Property	Typical Result	Test Method
Dielectric Strength, kV/mm	19	ASTM D419

### HIGH-STRENGTH ADHESIVE, PART NUMBER 779-006 FOR USE WITH AUTOSHRINK™ F

Autoshrink adhesive 779-006 is a one-part, high-strength, room-temperature curing adhesive used for sealing Autoshrink™ F boots and tubing onto connectors, accessories and Duralectric™ elastomeric cable jacketing.

#### NOTABLE ATTRIBUTES

- Service Temperature Range: -65°C to 200°C
- Strong adhesion to Autoshrink™ F, Duralectric™ F jacketing, aluminum, and stainless steel

779-006 Adhesive Physical Properties		
Property	Typical Result	Test Method
Hardness, Shore A	40	ASTM D2240
Tensile Strength, psi	425	ASTM D412
Elongation, %	195	ASTM D412
Tear Strength, Die B, ppi	65	ASTM D624
779-006 Adhesive Electrical Properties		
Property	Typical Result	Test Method
Dielectric Strength, kV/mm	14	ASTM D419

### HIGH-STRENGTH ADHESIVE, PART NUMBER 779-008 FOR USE WITH AUTOSHRINK™ T

Autoshrink adhesive 779-008 is a one-part, high-strength, room-temperature curing adhesive used for sealing Autoshrink™ T boots and tubing onto connectors, accessories and elastomeric cable jacketing.

#### NOTABLE ATTRIBUTES

- Service Temperature Range: -65°C to 300°C
- Strong adhesion to Autoshrink™ T, silicone jacketing, aluminum, and stainless steel

779-008 Adhesive Physical Properties		
Property	Typical Result	Test Method
Hardness, Shore A	26	ASTM D2240
Tensile Strength, psi	330	ASTM D412
Elongation, %	600	ASTM D412

# Autoshrink™ D Cold-Action Shrink Boots and Tubing



## 777-005/-006 Lipped, Standard or Short Straight Boot



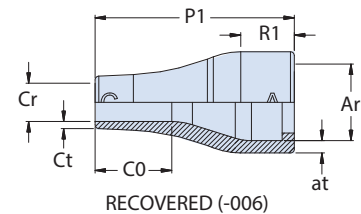
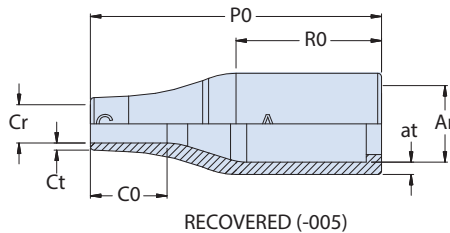
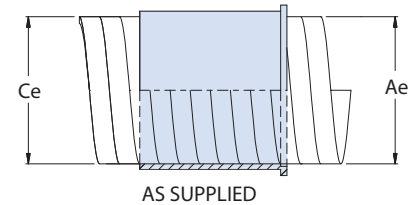
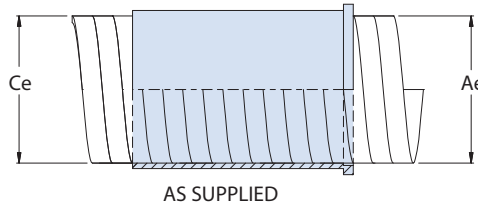
Lipped boots provide mechanical and environmental protection from damage and debris. Boots are made in accordance with AS85049 and available in short and standard length. Select short boots where space is a limited and a lower profile is needed. Autoshrink™ D Boots are RoHS compliant, halogen free, and highly resistant to sunlight and ozone damage. Boots are water-tight when installed with 779-005 adhesive. Lipped boots lock into boot groove located on adapter. Choose boot size based on adapter and cable diameter. 12 color choices available. Service temperature -65°C to 225°C

How to Order					
Sample Part Number	777	-005	S	0	03
Product Series	777 = Autoshrink™				
Basic Number	005 = Lipped boot, no eyelet, Autoshrink™ D 006 = Short lipped boot, no eyelet, Autoshrink™ D				
Angular Function	S = Straight				
Color	See color table				
Boot Size	See dimensions table				

### NOTES

1. Adhesive 779-005 sold separately
2. Number engraved on boot
3. Material:
  - Boot: Duralectric™ D

Color Code	
Code	Color
0	Black
1	Brown
2	Red
3	Orange
4	Yellow
5	Green
6	Blue
7	Violet
8	Gray
9	White
DT	Desert Tan
OG	Dark Olive Green



Dimensions														
BOOT SIZE	GLENAIR US PART MARKING <sup>2</sup>	AS85049 /140 REF	SHELL SIZE	Ae DIA MIN	Ce DIA MIN	Ar DIA MAX	at ±30%	Cr DIA MAX	ct ±20%	CO REF	PO ±10%	P1 ±10%	RO REF	R1 REF
03	S03	01	8-10	.75(19.1)	.75(19.1)	.413(10.5)	.063(1.6)	.197(5.0)	.035(0.9)	.394(10.0)	1.496(38.0)	1.024(26.0)	.748(19.0)	.276(7.0)
04	S04	02	11-16	.75(19.1)	.75(19.1)	.551(14.0)	.071(1.8)	.236(6.0)	.039(1.0)	.630(16.0)	2.165(55.0)	1.693(43.0)	1.181(30.0)	.709(18.0)
05	S05	03	16-17	1.25(31.8)	1.25(31.8)	.709(18.0)	.071(1.8)	.276(7.0)	.047(1.2)	.748(19.0)	2.638(67.0)	1.850(47.0)	1.299(33.0)	.512(13.0)
06	S06	04	17-21	1.25(31.8)	1.25(31.8)	.866(22.0)	.079(2.0)	.335(8.5)	.047(1.2)	.787(20.0)	3.150(80.0)	2.362(60.0)	1.575(40.0)	.787(20.0)
07	S07	05	21-23	1.45(36.8)	1.45(36.8)	1.102(28.0)	.087(2.2)	.394(10.0)	.051(1.3)	1.142(29.0)	3.898(99.0)	3.150(80.0)	2.165(55.0)	1.417(36.0)
08	S08	06	25	2.25(57.2)	2.25(57.2)	1.378(35.0)	.130(3.3)	.591(15.0)	.063(1.6)	1.575(40.0)	5.118(130.0)	4.331(110.0)	1.969(50.0)	1.181(30.0)
09	S09	07		2.75(69.9)	2.75(69.9)	1.752(44.5)	.150(3.8)	.661(16.8)	.079(2.0)	2.283(58.0)	6.693(170.0)	5.910(150.0)	3.543(90.0)	2.760(70.0)
10	S10	08		4.00(101.6)	4.00(101.6)	2.250(57.2)	.160(4.1)	1.06(26.9)	.130(3.3)	2.068(52.5)	7.700(195.6)	N / A	4.005(102.0)	N / A



# SERIES 77

# Autoshrink™ D Cold-Action Shrink Boots and Tubing



## 777-005 Right Angle Lipped Boot



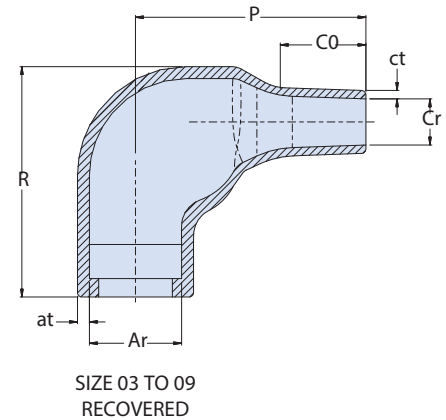
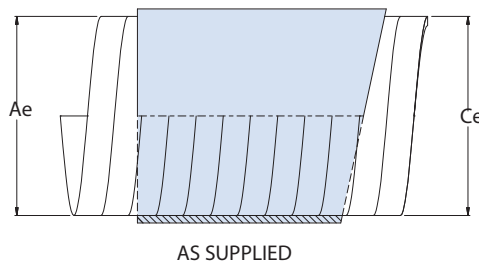
Lipped boots provide mechanical and environmental protection from damage and debris. Boots are made in accordance with AS85049 and fit standard boot adapters for circular connectors. Autoshrink™ D Boots are RoHS compliant, halogen free, and highly resistant to sunlight and ozone damage. Boots are water-tight when installed with 779-005 adhesive. Lipped boots lock into boot groove located on adapter. Choose boot size based on adapter diameter and cable diameter. 12 color choices available. Service temperature -65°C to 225°C

How to Order					
Sample Part Number	777	-005	A	0	03
Product Series	777 = Autoshrink™				
Basic Number	005 = Lipped boot, no eyelet, Autoshrink™ D				
Angular Function	A = 90°				
Color	See color table				
Boot Size	See dimensions table				

### NOTES

1. Adhesive 779-005 sold separately
2. Number engraved on boot
3. Material:
  - Boot: Duraelectric™ D

Color Code	
Code	Color
0	Black
1	Brown
2	Red
3	Orange
4	Yellow
5	Green
6	Blue
7	Violet
8	Gray
9	White
DT	Desert Tan
OG	Dark Olive Green




Dimensions												
BOOT SIZE	GLENAIR US PART MARKING <sup>2</sup>	AS85049 / 141 REF	SHELL SIZE	Ae DIA MIN	Ce DIA MIN	Ar DIA MAX	at ±30%	Cr DIA MAX	ct ±20%	CO REF	P ±20%	R REF
03	A03	01	9	.75(19.1)	.75(19.1)	.394(10.0)	.063(1.6)	.197(5.0)	.035(0.9)	.394(10.0)	.984(25.0)	.984(25.0)
04	A04	02	11-15	.75(19.1)	.75(19.1)	.532(13.5)	.071(1.8)	.217(5.5)	.039(1.0)	.472(12.0)	1.260(32.0)	1.063(27.0)
05	A05	03	13-17	1.25(31.8)	1.25(31.8)	.709(18.0)	.071(1.8)	.276(7.0)	.047(1.2)	.591(15.0)	1.535(39.0)	1.260(32.0)
06	A06	04	17-21	1.25(31.8)	1.25(31.8)	.886(22.5)	.079(2.0)	.335(8.5)	.047(1.2)	.630(16.0)	1.929(49.0)	1.496(38.0)
07	A07	05	21-23	1.45(36.8)	1.45(36.8)	1.102(28.0)	.087(2.2)	.394(10.0)	.059(1.5)	.709(18.0)	2.165(55.0)	1.850(47.0)
08	A08	06	23-25	2.25(57.2)	2.25(57.2)	1.378(35.0)	.130(3.3)	.591(15.0)	.079(2.0)	1.260(32.0)	3.150(80.0)	2.165(55.0)
09	A09	07	25-33	2.75(69.9)	2.75(69.9)	1.752(44.5)	.150(3.8)	.661(16.8)	.079(2.0)	1.890(48.0)	4.250(108.0)	2.680(68.0)

## SERIES 77

# Autoshrink™ D Cold-Action Shrink Boots and Tubing

## 777-005 45° Angle Lipped Boot



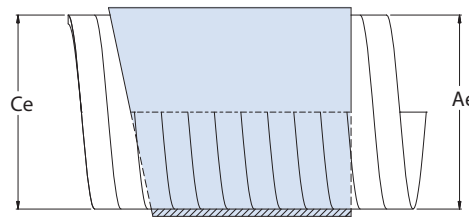
Lipped boots provide mechanical and environmental protection from damage and debris. Boots are made in accordance with AS85049 and fit standard boot adapters for circular connectors. Autoshrink™ D Boots are RoHS compliant, halogen free, and highly resistant to sunlight and ozone damage. Shrink boots are water-tight when equipped with 779-005 adhesive. Lipped boots lock into boot groove located on adapter. Service temperature range is -65°C to 225°C. Choose boot size based on adapter diameter and cable diameter. 12 colors available.

How to Order					
Sample Part Number	777	-005	B	0	04
Product Series	777 = Autoshrink™				
Basic Number	005 = Lipped boot, no eyelet, Autoshrink™ D				
Angular Function	B = 45°				
Color	See color table				
Boot Size	See dimensions table				

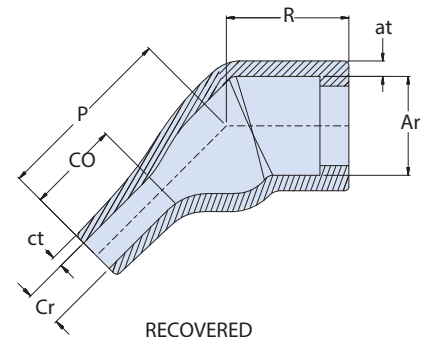
### NOTES

1. Adhesive 779-005 sold separately
2. Number engraved on boot
3. Material:
  - Boot: Duraelectric™ D

Color Code	
Code	Color
0	Black
1	Brown
2	Red
3	Orange
4	Yellow
5	Green
6	Blue
7	Violet
8	Gray
9	White
DT	Desert Tan
OG	Dark Olive Green



AS SUPPLIED



RECOVERED

Dimensions											
BOOT SIZE	GLENAIR US PART MARKING <sup>2</sup>	SHELL SIZE	Ae DIA MIN	Ce DIA MIN	Ar DIA MAX	at ±30%	Cr DIA MAX	ct ±20%	CO REF	P ±10%	R REF
04	B04	11-15	.75(19.1)	.75(19.1)	.551(14.0)	.071(1.8)	.236(6.0)	.039(1.0)	.354(9.0)	1.180(30.0)	.748(19.0)
05	B05	13-17	1.25(31.8)	1.25(31.8)	.709(18.0)	.079(2.0)	.276(7.0)	.071(1.8)	.591(15.0)	1.378(35.0)	.984(25.0)
06	B06	17-21	1.25(31.8)	1.25(31.8)	.866(22.0)	.079(2.0)	.335(8.5)	.071(1.8)	.709(18.0)	1.575(40.0)	1.260(32.0)
07	B07	21-23	1.45(36.8)	1.45(36.8)	1.102(28.0)	.087(2.2)	.394(10.0)	.079(2.0)	.709(18.0)	1.772(45.0)	1.496(38.0)

# Autoshrink™ D Cold-Action Shrink Boots and Tubing



## 777-008 Straight, Lipped Long Tail Boot

Lipped, long tail boots provide mechanical and environmental protection from damage and debris. Long tail boots provide additional strain relief compared to standard length boots and are made in accordance with AS85049. Autoshrink™ D Boots are RoHS compliant, halogen

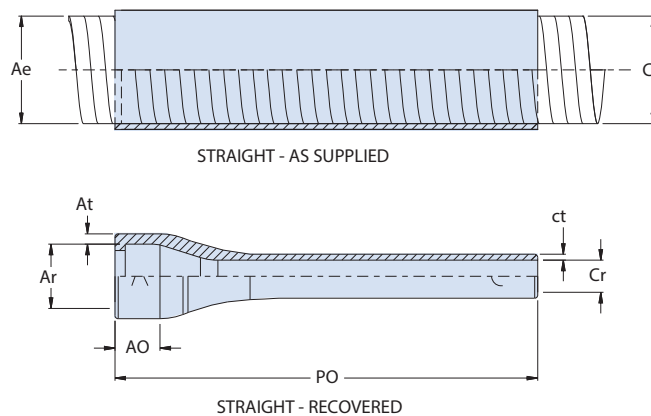
free, and highly resistant to sunlight and ozone damage. Boots are water-tight when installed with 779-005 adhesive. Lipped boots lock into boot groove located on adapter. Choose boot size based on adapter and cable diameter. 12 color choices available. Service temperature -65°C to 225°C

How to Order					
Sample Part Number	777	-008	S	0	03
Product Series	777 = Autoshrink™				
Basic Number	008 = Lipped long tail boot, no eyelet, Autoshrink™ D				
Angular Function	S = Straight				
Color	See color table				
Boot Size	See dimensions table				

### NOTES

1. Adhesive 779-005 sold separately
2. Number engraved on boot
3. Material:
  - Boot: Duraelectric™ D

Color Code	
Code	Color
0	Black
1	Brown
2	Red
3	Orange
4	Yellow
5	Green
6	Blue
7	Violet
8	Gray
9	White
DT	Desert Tan
OG	Dark Olive Green



Dimensions									
BOOT SIZE	GLENAIR US PART MARKING <sup>2</sup>	Ae DIA MIN	Ce DIA MIN	Ar DIA MAX	at ±30%	AO Ref	Cr DIA MAX	ct ±20%	PO ±10% 16
01	S01	.33(8.4)	.33(8.4)	.290(7.4)	.054(1.4)	.500(12.7)	.125(3.2)	.043(1.1)	4.000(101.6)
02	S02	.75(19.1)	.75(19.1)	.433(11.0)	.059(1.5)	.551(14.0)	.256(6.5)	.047(1.2)	4.330(110.0)
03	S03	.75(19.1)	.75(19.1)	.591(15.0)	.059(1.5)	.591(15.0)	.295(7.5)	.047(1.2)	4.724(120.0)
04	S04	1.13(28.7)	1.13(28.7)	.748(19.0)	.071(1.8)	.591(15.0)	.335(8.5)	.047(1.2)	5.512(140.0)
05	S05	1.13(28.7)	1.13(28.7)	.827(21.0)	.071(1.8)	.787(20.0)	.374(9.5)	.047(1.2)	6.299(160.0)
06	S06	1.45(36.8)	1.45(36.8)	1.181(30.0)	.079(2.0)	.787(20.0)	.413(10.5)	.047(1.2)	7.087(180.0)
07	S07	1.45(36.8)	1.45(36.8)	1.339(34.0)	.079(2.0)	.984(25.0)	.472(12.0)	.047(1.2)	7.874(200.0)
08	S08	2.00(50.8)	2.00(50.8)	1.575(40.0)	.091(2.3)	.984(25.0)	.551(14.0)	.059(1.5)	7.874(200.0)
09	S09	2.25(57.2)	2.25(57.2)	1.850(47.0)	.100(2.5)	1.00(25.4)	.690(17.5)	.059(1.5)	8.000(203.2)
10	S10	2.75(69.9)	2.75(69.9)	2.350(59.7)	.100(2.5)	1.00(25.4)	.770(19.6)	.059(1.5)	8.000(203.2)
11	S11	2.75(69.9)	2.75(69.9)	2.642(67.1)	.100(2.5)	1.00(25.4)	.900(22.9)	.059(1.5)	8.000(203.2)

# Autoshrink™ D Cold-Action Shrink Boots and Tubing



## 777-008 Right Angle, Lipped Long Tail Boot



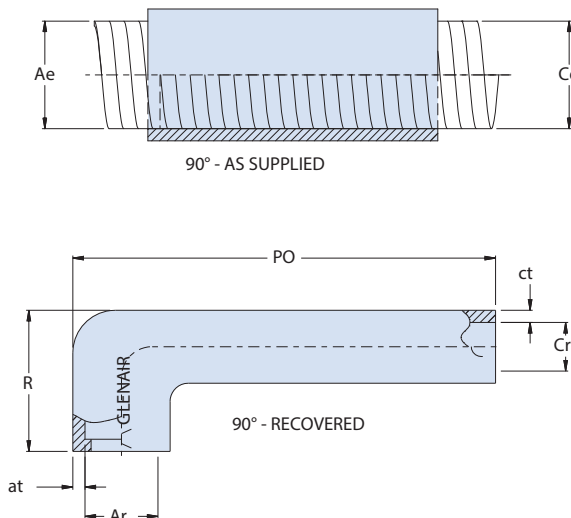
Lipped long tail right angle boots provide mechanical and environmental protection from damage and debris. Long tail boots provide additional strain relief compared to standard length boots and are made in accordance with AS85049. Autoshrink™ D Boots are RoHS compliant, halogen free, and highly resistant to sunlight and ozone damage. Boots are water-tight when installed with 779-005 adhesive. Lipped boots lock into boot groove located on adapter. Choose boot size based on adapter and cable diameter. 12 color choices available. Service temperature -65°C to 225°C

How to Order	
Sample Part Number	777 -008 A 0 03
Product Series	777 = Autoshrink™
Basic Number	008 = Lipped long tail boot, no eyelet, Autoshrink™ D
Angular Function	A = 90°
Color	See color table
Boot Size	See dimensions table

### NOTES

1. Adhesive 779-005 sold separately
2. Number engraved on boot
3. Material:
  - Boot: Duraelectric™ D

Color Code	
Code	Color
0	Black
1	Brown
2	Red
3	Orange
4	Yellow
5	Green
6	Blue
7	Violet
8	Gray
9	White
DT	Desert Tan
OG	Dark Olive Green




Dimensions										
BOOT SIZE	GLENAIR US PART MARKING <sup>2</sup>	Ae DIA MIN	Ce DIA MIN	Ar DIA MAX	at ±30%	A0 Ref	Cr DIA MAX	ct ±20%	PO ±10%16	R Ref
01	A01	.33(8.4)	.33(8.4)	.290(7.4)	.054(1.4)	.500(12.7)	.125(3.2)	.043(1.1)	4.000(101.6)	.558 (14.2)
02	A02	.75(19.1)	.75(19.1)	.433(11.0)	.059(1.5)	.551(14.0)	.256(6.5)	.047(1.2)	4.142 (105.2)	.728 (18.5)
03	A03	.75(19.1)	.75(19.1)	.591(15.0)	.059(1.5)	.591(15.0)	.295(7.5)	.047(1.2)	4.882 (124.0)	.780 (19.8)
04	A04	1.13(28.7)	1.13(28.7)	.748(19.0)	.071(1.8)	.591(15.0)	.335(8.5)	.047(1.2)	5.760 (146.3)	.819 (20.8)
05	A05	1.13(28.7)	1.13(28.7)	.827(21.0)	.071(1.8)	.787(20.0)	.374(9.5)	.047(1.2)	6.780 (172.2)	.858 (21.8)
06	A06	1.45(36.8)	1.45(36.8)	1.181(30.0)	.079(2.0)	.787(20.0)	.413(10.5)	.047(1.2)	7.291 (185.2)	.961 (24.4)
07	A07	1.45(36.8)	1.45(36.8)	1.339(34.0)	.079(2.0)	.984(25.0)	.472(12.0)	.047(1.2)	8.409 (213.6)	1.079 (27.4)
08	A08	2.00(50.8)	2.00(50.8)	1.575(40.0)	.091(2.3)	.984(25.0)	.551(14.0)	.059(1.5)	8.839 (224.5)	1.161 (29.5)
09	A09	2.25(57.2)	2.25(57.2)	1.850(47.0)	.100(2.5)	1.00(25.4)	.690(17.5)	.059(1.5)	8.949 (227.3)	1.311 (33.3)

SERIES 77

# Autoshrink™ D Cold-Action Shrink Boots and Tubing



## 809-432 Lipped, Straight Boot for Mighty Mouse Connectors



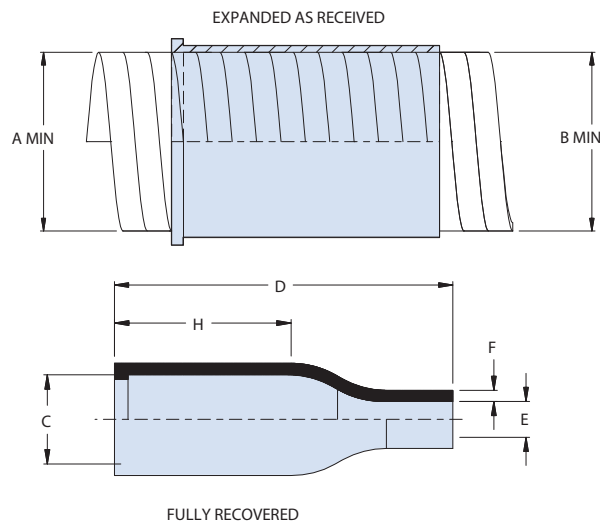
Lipped boots provide mechanical and environmental protection from damage and debris. Boots are made in accordance with AS85049 and are specific for Glenair Mighty Mouse connectors. Autoshrink™ D Boots are RoHS compliant, halogen free, highly resistant to sunlight and ozone damage, and water-tight when installed with 779-005 adhesive. Lipped boots lock into integral boot groove on connector. Choose boot size based on connector shell size. 12 color choices available. Service temperature -65°C to 225°C

How to Order					
<b>Sample Part Number</b>	<b>809</b>	<b>S</b>	<b>432</b>	<b>0</b>	<b>-3</b>
<b>Product Series</b>	809 = Mighty Mouse series accessory				
<b>Angular Function</b>	S = Straight				
<b>Basic No</b>	432 = Lipped boot, no eyelet, Autoshrink™ D				
<b>Color Code</b>	See color code table				
<b>Boot Size</b>	See dimensions table				

### NOTES

1. Adhesive 779-005 sold separately
2. Material:
  - Boot: Duraelectric™ D

Color Code	
Code	Color
0	Black
1	Brown
2	Red
3	Orange
4	Yellow
5	Green
6	Blue
7	Violet
8	Gray
9	White
DT	Desert Tan
OG	Dark Olive Green



Dimensions												
Boot Size	Config.	Shell Size		A Min Dia	B Min Dia	C Max	D Ref	E Max	F Ref	H Ref	Cable Range Ref	
		800, 801, 802, 803, 804	805, 806								Max	Min
1	STR	5/6	8	.375 (9.52)	.375 (9.52)	.26 (6.6)	1.37 (34.8)	.08 (2.0)	.030 (0.76)	.75 (19.0)	.30 (7.6)	.10 (2.5)
2	STR	7	9	.500 (12.70)	.500 (12.70)	.30 (7.6)	1.50 (38.1)	.14 (3.6)	.032 (0.81)	.75 (19.0)	.43 (10.9)	.17 (4.3)
3	STR	8/9/10	10/11	.800 (20.32)	.800 (20.32)	.39 (9.9)	1.50 (38.1)	.20 (5.1)	.035 (0.89)	.75 (19.0)	.65 (16.5)	.24 (6.1)
4	STR	11/12/13	12/13/14/15	.800 (20.32)	.800 (20.32)	.55 (14.0)	2.17 (55.1)	.24 (6.1)	.039 (0.99)	1.18 (30.0)	.65 (16.5)	.29 (7.4)
5	STR	14/15/16/17	16/18/19/20/21	1.18 (29.97)	1.18 (29.97)	.71 (18.0)	2.64 (67.1)	.28 (7.1)	.039 (0.99)	1.30 (33.0)	1.03 (26.2)	.34 (8.6)
6	STR	19/21	22/23/24	1.50 (38.10)	1.50 (38.10)	.90 (22.9)	3.15 (80.0)	.33 (8.4)	.047 (1.19)	1.57 (39.9)	1.35 (34.3)	.40 (10.2)

# Autoshrink™ D Cold-Action Shrink Boots and Tubing



## 809-432 Lipped, Right Angle Boot for Mighty Mouse Connectors

Lipped boots provide mechanical and environmental protection from damage and debris. Boots are made in accordance with AS85049 and are specific for Glenair Mighty Mouse connectors. Autoshrink™ D Boots are RoHS compliant, halogen free, highly resistant to sunlight and

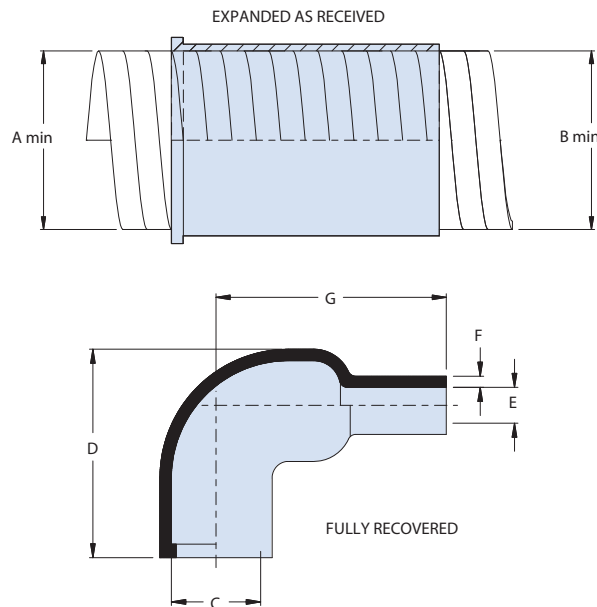
ozone damage, and water-tight when installed with 779-005 adhesive. Lipped boot lock into integral boot groove on connector. Choose boot size based on connector shell size. 12 color choices available. Service temperature -65°C to 225°C

How to Order					
Sample Part Number	809	A	432	0	-3
Product Series	809 = Mighty Mouse series accessory				
Angular Function	A = 90°				
Basic No	432 = Lipped boot, no eyelet, Autoshrink™ D				
Color Code	See color code table				
Boot Size	See dimensions table				

### NOTES

1. Duraelectric™ adhesive 779-005 sold separately
2. Material:
  - Boot: Duraelectric™ D

Color Code	
Code	Color
0	Black
1	Brown
2	Red
3	Orange
4	Yellow
5	Green
6	Blue
7	Violet
8	Gray
9	White
DT	Desert Tan
OG	Dark Olive Green



Dimensions												
Boot Size	Config.	Shell Size		A Min Dia	B Min Dia	C Max	D Ref	E Max	F Ref	G Ref	Cable Range Ref	
		800, 801, 802, 803, 804	805, 806								Max	Min
1	90°	5/6	8	.375 (9.52)	.375 (9.52)	.26 (6.6)	.79 (20.1)	.095 (2.4)	.032 (0.81)	.75 (19.0)	.30 (7.6)	.11 (2.8)
2	90°	7	9	.500 (12.70)	.500 (12.70)	.31 (7.9)	.79 (20.1)	.14 (3.6)	.032 (0.81)	.79 (20.1)	.43 (10.9)	.17 (4.3)
3	90°	8/9/10	10/11	.800 (20.32)	.800 (20.32)	.39 (9.9)	.98 (24.9)	.20 (5.1)	.040 (1.02)	.98 (24.9)	.65 (16.5)	.24 (6.1)
4	90°	11/12/13	12/13/14/15	.800 (20.32)	.800 (20.32)	.53 (13.5)	1.06 (26.9)	.22 (5.6)	.046 (1.17)	1.26 (32.0)	.65 (16.5)	.27 (6.9)
5	90°	14/15/16/17	16/18/19/20/21	1.18 (29.97)	1.18 (29.97)	.71 (18.0)	1.26 (32.0)	.28 (7.1)	.052 (1.32)	1.54 (39.1)	1.03 (26.2)	.34 (8.6)
6	90°	19/21	22/23/24	1.50 (38.10)	1.50 (38.10)	.90 (22.9)	1.50 (38.1)	.33 (8.4)	.052 (1.32)	1.93 (49.0)	1.35 (34.3)	.40 (10.2)

SERIES 77

# Autoshrink™ D Cold-Action Shrink Boots and Tubing



## 809-432 45° Lipped, Boot for Mighty Mouse Connectors

Lipped boots provide mechanical and environmental protection from damage and debris. Boots are made in accordance with AS85049 and are specific for Glenair Mighty Mouse connectors. Autoshrink™ D Boots are RoHS compliant, halogen free, highly resistant to sunlight and

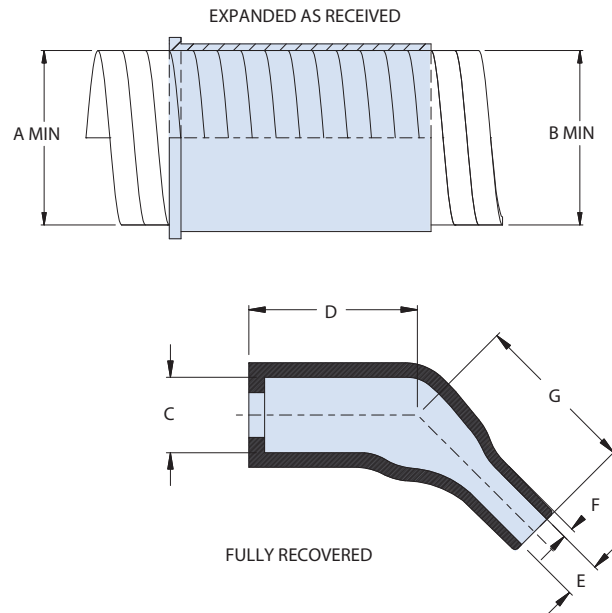
ozone damage, and water-tight when installed with 779-005 adhesive. Lipped boots lock into integral boot groove on connector. Choose boot size based on connector shell size. 12 color choices available. Service temperature -65°C to 225°C

How to Order					
Sample Part Number	809	B	432	0	-3
Product Series	809-432 = Mighty Mouse accessory				
Angular Function	B = 45°				
Basic No	432 = lipped boot, no eyelet, Autoshrink™ D				
Color Code	See color code table				
Boot Size	See dimensions table				

### NOTES

1. Duraelectric™ adhesive 779-005 sold separately
2. Material:
  - Boot: Duraelectric™ D

Color Code	
Code	Color
0	Black
1	Brown
2	Red
3	Orange
4	Yellow
5	Green
6	Blue
7	Violet
8	Gray
9	White
DT	Desert Tan
OG	Dark Olive Green



Dimensions												
Boot Size	Config.	Shell Size		A Min Dia.	B Min Dia.	C Max	D Ref	E Max	F Ref	G Ref	Cable Range Ref	
		800, 801, 802, 803, 804	805								Max	Min
1	45°	5/6	8	.375 (9.52)	.375 (9.52)	.26 (6.6)	.60 (15.2)	.08 (2.0)	.030 (0.76)	.56 (14.2)	.30 (7.6)	.10 (2.5)
2	45°	7	9	.500 (12.70)	.500 (12.70)	.30 (7.6)	.64 (16.3)	.14 (3.6)	.035 (0.89)	.62 (15.7)	.43 (10.9)	.17 (4.3)
3	45°	8/9/10	10/11	.500 (12.70)	.500 (12.70)	.39 (9.9)	.50 (12.7)	.16 (4.1)	.040 (1.02)	.75 (19.0)	.43 (10.9)	.24 (6.1)
4	45°	11/12/13	12/13/15	.800 (20.32)	.800 (20.32)	.55 (14.0)	.748 (19.0)	.23 (5.8)	.043 (1.09)	1.18 (30.0)	.65 (16.5)	.28 (7.1)
5	45°	14/15/16/17	18/19	1.18 (29.97)	1.18 (29.97)	.71 (18.0)	.984 (25.0)	.28 (7.1)	.065 (1.65)	1.38 (35.1)	1.03 (26.2)	.30 (7.6)
6	45°	19/21	21/23	1.50 (38.10)	1.50 (38.10)	.90 (22.9)	1.26 (32.0)	.33 (8.4)	.065 (1.65)	1.57 (39.9)	1.35 (34.3)	.35 (8.9)

# Autoshrink™ D Cold-Action Shrink Boots and Tubing



## 777-015 Lipless, Straight Boot

Lipless boots provide mechanical and environmental protection from damage and debris. Boots are made in accordance with AS85049 and available standard length. Autoshrink™ D Boots are RoHS compliant, halogen free, and highly resistant to sunlight and ozone damage. Boots are water-tight when installed with 779-005 adhesive. Lipless boots install over connector adapter threads reducing overall length compared to connector and

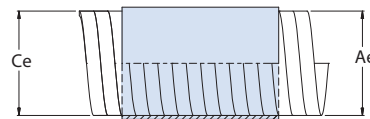
adapter combinations. Choose boot size based on adapter and cable diameter. 12 color choices available. Service temperature -65°C to 225°C

How to Order					
Sample Part Number	777	-015	S	0	03
Product Series	777 = Autoshrink™				
Basic Number	015 = Lipless boot, no eyelet, Autoshrink™ D				
Angular Function	S = Straight				
Color	See color table				
Boot Size	See dimensions table				

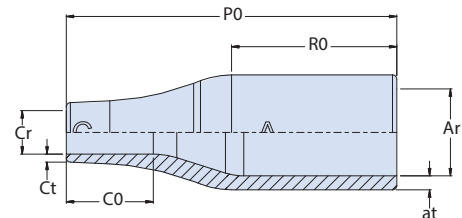
### NOTES

1. Adhesive 779-005 sold separately
2. Number engraved on boot
3. Material:
  - Boot: Duraelectric™ D

Color Code	
Code	Color
0	Black
1	Brown
2	Red
3	Orange
4	Yellow
5	Green
6	Blue
7	Violet
8	Gray
9	White
DT	Desert Tan
OG	Dark Olive Green



AS SUPPLIED



RECOVERED

Dimensions											
BOOT SIZE	GLENAIR US PART MARKING <sup>2</sup>	SHELL SIZE	Ae DIA MIN	Ce DIA MIN	Ar DIA MAX	at ±30%	Cr DIA MAX	ct ±20%	C0 REF	P0 ±10%	RO REF
03	S03	8,10	.75(19.1)	.75(19.1)	.413(10.5)	.063(1.6)	.197(5.0)	.035(0.9)	.394(10.0)	1.496(38.0)	.748(19.0)
04	S04	11-16	.75(19.1)	.75(19.1)	.551(14.0)	.071(1.8)	.236(6.0)	.039(1.0)	.630(16.0)	2.165(55.0)	1.181(30.0)
05	S05	16-17	1.25(31.8)	1.25(31.8)	.709(18.0)	.071(1.8)	.276(7.0)	.047(1.2)	.748(19.0)	2.638(67.0)	1.299(33.0)
06	S06	17-21	1.25(31.8)	1.25(31.8)	.866(22.0)	.079(2.0)	.335(8.5)	.047(1.2)	.787(20.0)	3.150(80.0)	1.575(40.0)
07	S07	21-23	1.45(36.8)	1.45(36.8)	1.102(28.0)	.087(2.2)	.394(10.0)	.051(1.3)	1.142(29.0)	3.898(99.0)	2.165(55.0)
08	S08	25	2.25(57.2)	2.25(57.2)	1.378(35.0)	.130(3.3)	.591(15.0)	.063(1.6)	1.575(40.0)	5.118(130.0)	1.969(50.0)
09	S09		2.75(69.9)	2.75(69.9)	1.752(44.5)	.150(3.8)	.661(16.8)	.079(2.0)	2.283(58.0)	6.693(170.0)	3.543(90.0)
10	S10		4.00(101.6)	4.00(101.6)	2.250(57.2)	.160(4.1)	1.06(26.9)	.130(3.3)	2.068(52.5)	7.700(195.6)	4.005(102.0)



# SERIES 77

# Autoshrink™ D Cold-Action Shrink Boots and Tubing



## 777-015 Lipless, Right Angle Boot

Lipless boots provide mechanical and environmental protection from damage and debris. Boots are made in accordance with AS85049 and available standard length. Autoshrink™ D Boots are RoHS compliant, halogen free, and highly resistant to sunlight and ozone damage. Boots are water-tight when installed with 779-005 adhesive. Lipless boots install over connector adapter threads reducing overall length compared to connector and

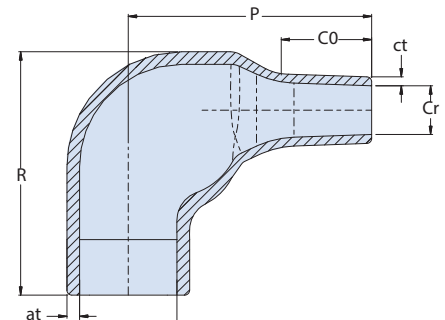
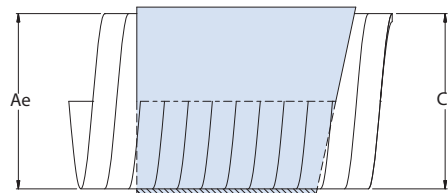
adapter combinations. Choose boot size based on adapter and cable diameter. 12 color choices available. Service temperature -65°C to 225°C

How to Order					
Sample Part Number	777	-015	S	0	03
Product Series	777 = Autoshrink™				
Basic Number	015 = Lipless boot, no eyelet, Autoshrink™ D				
Angular Function	A = 90°				
Color	See color table				
Boot Size	See dimensions table				

### NOTES

1. Adhesive 779-005 sold separately
2. Number engraved on boot
3. Material:
  - Boot: Duraelectric™ D

Color Code	
Code	Color
0	Black
1	Brown
2	Red
3	Orange
4	Yellow
5	Green
6	Blue
7	Violet
8	Gray
9	White
DT	Desert Tan
OG	Dark Olive Green



Dimensions											
BOOT SIZE	GLENAIR US PART MARKING <sup>2</sup>	SHELL SIZE	Ae DIA MIN	Ce DIA MIN	Ar DIA MAX	at ±30%	Cr DIA MAX	ct ±20%	C0 REF	P ±20%	R REF
03	A03	9	.75(19.1)	.75(19.1)	.394(10.0)	.063(1.6)	.197(5.0)	.035(0.9)	.394(10.0)	.984 (25.0)	.984 (25.0)
04	A04	11-15	.75(19.1)	.75(19.1)	.532(13.5)	.071(1.8)	.217(5.5)	.039(1.0)	.742(18.8)	1.260 (32.0)	1.063 (27.0)
05	A05	13-17	1.25(31.8)	1.25(31.8)	.709(18.0)	.071(1.8)	.276(7.0)	.047(1.2)	.591(15.0)	1.535 (39.0)	1.260 (32.0)
06	A06	17-21	1.25(31.8)	1.25(31.8)	.886(22.5)	.079(2.0)	.335(8.5)	.047(1.2)	.630(16.0)	1.929 (49.0)	1.496 (38.0)
07	A07	21-23	1.45(36.8)	1.45(36.8)	1.102(28.0)	.087(2.2)	.394(10.0)	.059 (1.5)	.709(18.0)	2.165 (55.0)	1.850 (47.0)
08	A08	23-25	2.25(57.2)	2.25(57.2)	1.378(35.0)	.130(3.3)	.591(15.0)	.079 (2.0)	1.260(32.0)	3.150 (80.0)	2.165 (55.0)

# Autoshrink™ D Cold-Action Shrink Boots and Tubing



## 777-033 Lipless, Straight Boot for SuperFly Connectors

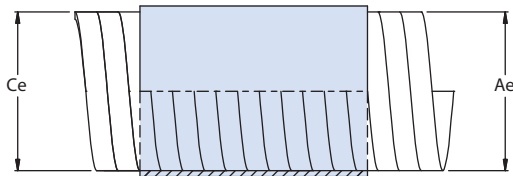
Lipless boots provide mechanical and environmental protection from damage and debris. Boots are made in accordance with AS85049 and are specific for Glenair SuperFly connectors. Autoshrink™ D Boots are RoHS compliant, halogen free, highly resistant to sunlight and

ozone damage, and water-tight when installed with 779-005 adhesive. Choose boot size based on connector shell size. 12 color choices available. Service temperature -65°C to 225°C

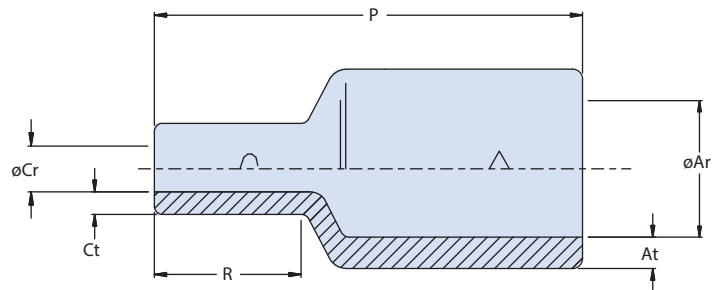
How to Order					
Sample Part Number	777	-033	S	0	03
Product Series	777 = Autoshrink™				
Basic Number	033 = Lipless boot, no eyelet, Autoshrink™ D for SuperFly™ connector				
Angular Function	S = Straight				
Color Code	See color code table				
Boot Size	03				

### NOTES

1. Duralectric™ adhesive 779-005 sold separately
2. Number engraved on boot
3. Material:
  - Boot: Duralectric™ D



AS SUPPLIED



FULLY RECOVERED

Color Code	
Code	Color
0	Black
1	Brown
2	Red
3	Orange
4	Yellow
5	Green
6	Blue
7	Violet
8	Gray
9	White
DT	Desert Tan
OG	Dark Olive Green



Dimensions									
Boot Size	Glenair Part No. Marking <sup>2</sup>	Ae Min Dia	Ce Min Dia	Ar Max Dia	At ±10%	Cr Max Dia	Ct ±10%	P ±10%	R ±10%
03	SF3	.33 (8.4)	.33 (8.4)	.260 (6.6)	.050 (1.27)	.100 (2.54)	.035 (0.89)	.600 (15.2)	.205 (5.21)

# SERIES 77

# Autoshrink™ D Cold-Action Shrink Boots and Tubing



## 777-033 Lipless, Right Angle Boot for SuperFly Connectors

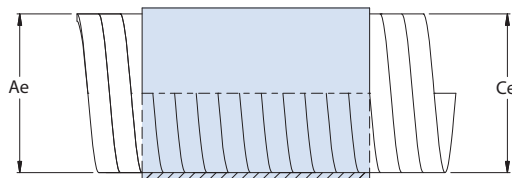


Lipless boots provide mechanical and environmental protection from damage and debris. Boots are made in accordance with AS85049 and are specific for Glenair SuperFly connectors. Autoshrink™ D Boots are RoHS compliant, halogen free, highly resistant to sunlight and ozone damage, and water-tight when installed with 779-005 adhesive. Choose boot size based on connector shell size. 12 color choices available. Service temperature -65°C to 225°C

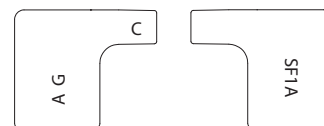
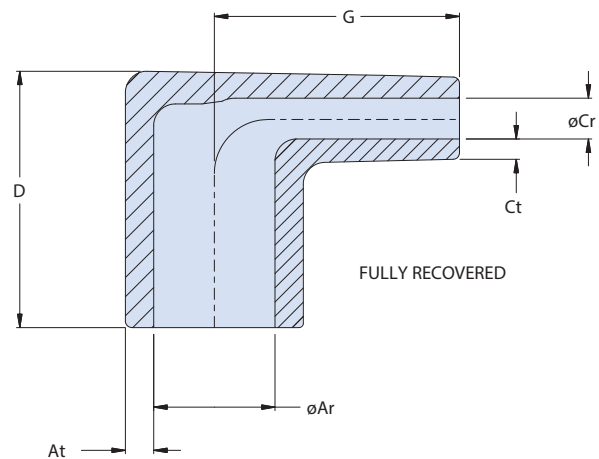
How to Order					
Sample Part Number	777	-033	A	0	03
Product Series	777 = Autoshrink™				
Basic Number	-033 = Lipless boot, no eyelet, Autoshrink™ D for SuperFly™ connector				
Angular Function	A = 90°				
Color Code	See color code table				
Boot Size	03				

### NOTES

1. Duraelectric™ adhesive 779-005 sold separately
2. Number engraved on boot
3. Material:
  - Boot: Duraelectric™ D



AS SUPPLIED



Color Code	
Code	Color
0	Black
1	Brown
2	Red
3	Orange
4	Yellow
5	Green
6	Blue
7	Violet
8	Gray
9	White
DT	Desert Tan
OG	Dark Olive Green

Dimensions									
Boot Size	Glenair Part No. Marking <sup>2</sup>	Ae Min Dia	Ce Min Dia	Ar Max Dia	At ±10%	Cr Max Dia	Ct ±10%	G ±10%	D ±10%
03	SF3A	.33 (8.38)	.33 (8.38)	.260 (6.60)	.050 (1.27)	.095 (2.41)	.035 (0.89)	.440 (11.18)	.469 (11.91)

# Autoshrink™ D Cold-Action Shrink Boots and Tubing

## 777-004 Straight Wall Tubing



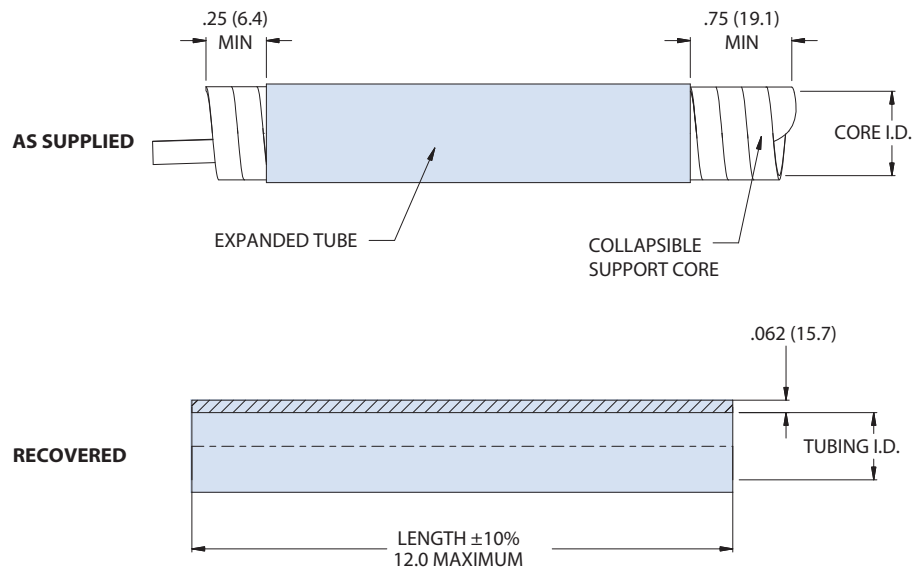
Straight wall tubing provides a quick, reliable method of repairing the outer jacket of Duralectric™ cables while providing mechanical and environmental protection from damage and debris. Autoshrink™ D Tubing is RoHS compliant, halogen free, and highly resistant to sunlight and ozone damage. Boots are water-tight when installed with 779-005 adhesive, sold separately. Choose tube based on wire bundle diameter. Service temperature range is -65°C to 225°C. 10 colors available.

How to Order					
Sample Part Number	777	-004	-01	-6	-1
Product Series	777 = Autoshrink™				
Basic Part Number	-004 = Straight wall tubing, Autoshrink™ D				
Size Code	See dimensions table				
Length	In inches, 12 inches maximum				
Color Code	See color table				

### NOTES

1. Adhesive 779-005 sold separately
2. Material:
  - Tubing: Duralectric™ D

Color Code	
Code	Color
0	Black
1	Brown
2	Red
3	Orange
4	Yellow
5	Green
6	Blue
7	Violet
8	Gray
9	White



Dimensions			
Size Code	Tube I.D. After Unrestricted Shrinkage (Ref)	As Supplied Core I.D. (Ref)	Reference Wire Bundle Range Min/Max
01	.250 (6.35)	.80 (20.32)	.35 (8.89) / .65 (16.51)
02	.375 (9.52)	1.18 (29.97)	.55 (13.97) / 1.00 (25.40)
03	.625 (15.88)	2.00 (50.80)	.85 (21.59) / 1.65 (41.91)
04	.750 (19.05)	2.25 (57.15)	1.00 (25.40) / 2.00 (50.80)
05	.937 (23.80)	2.75 (69.85)	1.25 (31.75) / 2.50 (63.50)
06	1.437 (36.50)	4.00 (101.60)	2.00 (50.80) / 3.85 (97.79)

SERIES 77

# Autoshrink™ D Cold-Action Shrink Boots and Tubing



## 777-035 Small Diameter, Straight Wall Tubing



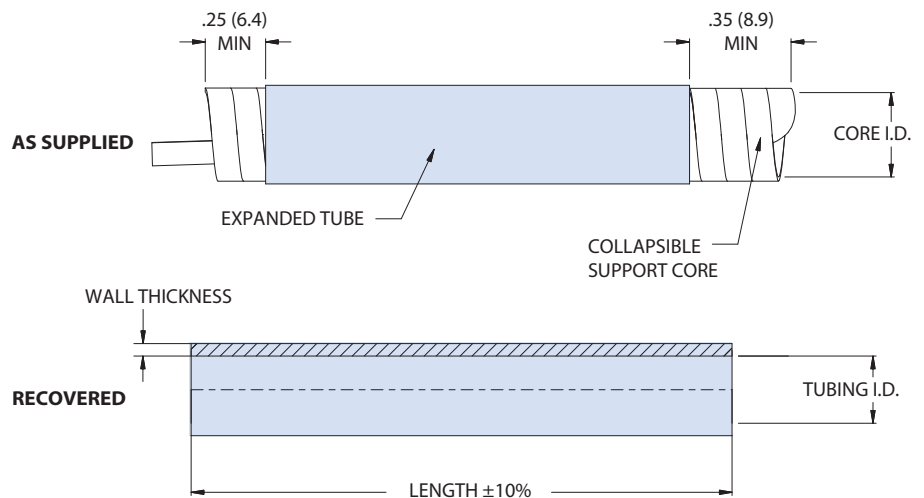
Straight wall small diameter tubing provides a quick, reliable method of repairing the outer jacket of Duraelectric™ cables while providing mechanical and environmental protection from damage and debris. Tubing is purpose designed for smaller diameter wires. Autoshrink™ D Tubing is RoHS compliant, halogen free, and highly resistant to sunlight and ozone damage. Boots are water-tight when installed with 779-005 adhesive, sold separately. Choose tube based on wire bundle diameter. Service temperature range is -65°C to 225°C. 10 colors available.

How to Order					
<b>Sample Part Number</b>	<b>777</b>	<b>-035</b>	<b>-0125</b>	<b>-6</b>	<b>-1</b>
<b>Product Series</b>	777 = Autoshrink™				
<b>Basic Part Number</b>	-035 = Small diameter straight wall tubing, Autoshrink™ D				
<b>Size Code</b>	See dimensions table				
<b>Length</b>	In inches, see dimensions table for maximum length				
<b>Color Code</b>	See color table				

### NOTES

1. Adhesive 779-005 sold separately
2. Material:
  - Tubing: Duraelectric™ D

Color Code	
Code	Color
0	Black
1	Brown
2	Red
3	Orange
4	Yellow
5	Green
6	Blue
7	Violet
8	Gray
9	White



Dimensions						
Size Code	Tube I.D. After Unrestricted Shrinkage (Ref)	Wall Thickness (Ref)	Max Lenth	As Supplied Core I.D. (Ref)	Reference Wire Bundle Range	
					Min	Max
0062	.062 (1.57)	.031 (0.79)	4.00 (101.60)	.19 (4.83)	.09 (2.29)	.15 (3.81)
0080	.080 (2.03)	.031 (0.79)	4.00 (101.60)	.25 (6.35)	.12 (3.05)	.20 (5.08)
0125	.125 (3.2)	.047 (1.2)	6.00 (152.4)	.37 (9.4)	.15 (3.8)	.30 (7.6)
0156	.156 (4.0)	.062 (1.6)	12.00 (304.8)	.50 (12.7)	.19 (4.8)	.43 (10.9)
0250	.250 (6.35)	.062 (1.6)	12.00 (304.8)	.80 (20.3)	.30 (7.6)	.65 (16.5)
0375	.375 (9.52)	.062 (1.57)	12.00 (304.80)	1.18 (29.97)	.55 (13.97)	1.00 (25.40)
0500	.500 (12.70)	.062 (1.57)	12.00 (304.80)	1.50 (38.10)	.70 (17.78)	1.35 (34.29)

# Autoshrink™ D Cold-Action Shrink Boots and Tubing



## 777-023 Shielded, Straight Wall Tubing



Shielded, straight wall tubing provides a fast and durable repair solution for shielded wires. Integrated ArmorLite™ shielding restores EMI/EMP protection while repairing cable jacketing. Autoshrink™ D Tubing is RoHS compliant, halogen free, and highly resistant to sunlight and ozone damage. Boots are water-tight when installed with 779-005 adhesive. Service temperature range is -65°C to 225°C. Choose tube based on wire bundle diameter. 10 colors available.

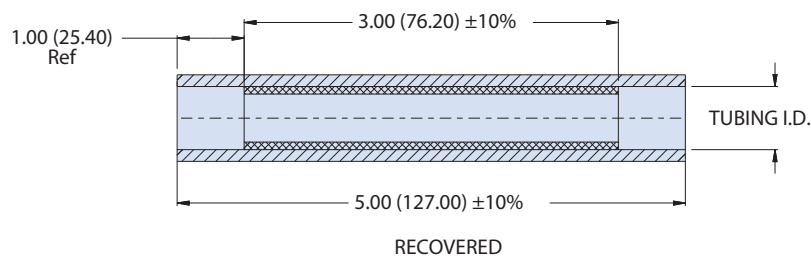
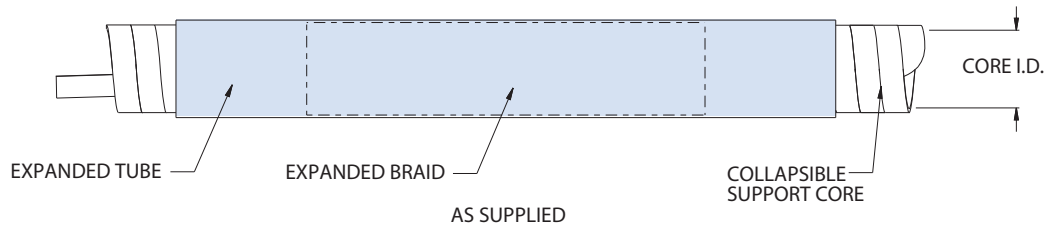
How to Order	
<b>Sample Part Number</b>	<b>777 -023 A 0250 -3</b>
<b>Product Series</b>	777 = Autoshrink™
<b>Basic Part Number</b>	-023 = Shielded tubing, Autoshrink™ D
<b>Braid Material/ Finish</b>	A = ArmorLite™
<b>Size Code</b>	See dimensions table
<b>Color Code</b>	See color table

### NOTES

1. Adhesive 779-005 sold separately
2. Material:
  - Tubing: Duraelectric™ D, .062 (1.6) wall thickness
  - Braid: ArmorLite™

Color Code	
Code	Color
0	Black
1	Brown
2	Red
3	Orange
4	Yellow
5	Green
6	Blue
7	Violet
8	Gray
9	White

Dimensions				
Size Code	Tube I.D. Recofvedd Shrinkage (Ref)	As Supplied Core I.D.(Ref)	Wire Bundle Range Reference	
			Min	Max
0250	.250	.80 (20.32)	.30 (8.89)	.65 (16.51)



# SERIES 77

# Autoshrink™ D Cold-Action Shrink Boots and Tubing



## 777-024 Shielded, Straight Wall Tubing with Ground Strap



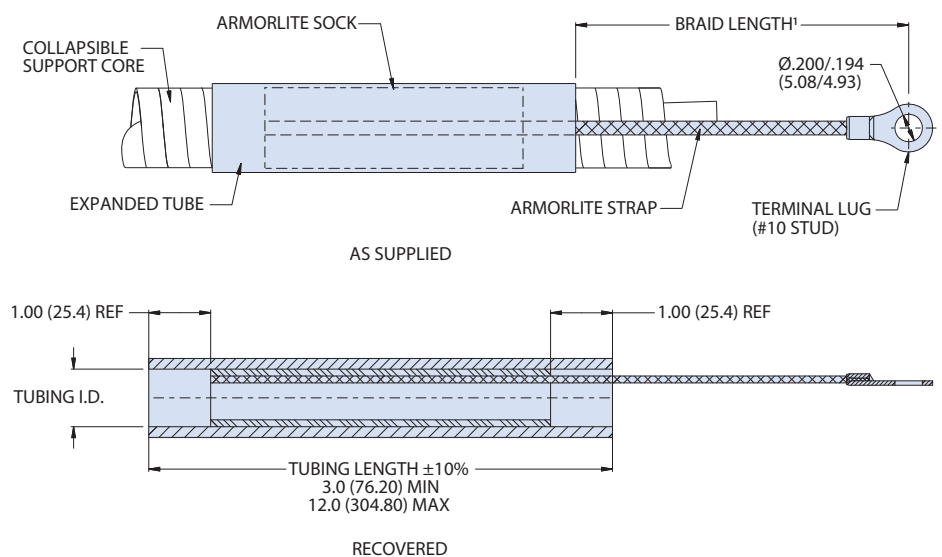
Straight wall tubing with integral ground strap provides a fast and durable repair or upgrade solution for grounding shielded wires to a common ground or airframe. Autoshrink™ D Tubing is RoHS compliant, halogen free, and highly resistant to sunlight and ozone damage. Boots are water-tight when installed with 779-005 adhesive. Service temperature range is -65°C to 225°C. Choose tube based on wire bundle diameter. 10 colors available.

How to Order	
<b>Sample Part Number</b>	<b>777 -024 A 0375 -3 -6 -0</b>
<b>Product Series</b>	777 = Autoshrink™
<b>Basic Part Number</b>	-024 = Shielded tubing, Autoshrink™ D, with ground strap
<b>Braid Material/Finish</b>	A = ArmorLite™
<b>Size Code</b>	See dimensions table
<b>Tubing Length</b>	Dimension in one inch increments; 12 inches maximum
<b>Braid Length</b>	Dimension in one inch increments; no maximum
<b>Color Code</b>	See color table

### NOTES

1. Length tolerance of braid is  $\pm .250$  for lengths up to 24 inches and  $\pm 1\%$  for lengths greater than 24 inches
2. ArmorLite strap and sock are joined by solder SN63
3. Length in expanded form may be less than length after unrestricted shrinkage
4. Material:
  - Tubing: Duraelectric™ D, .062 wall thickness
  - Braid: ArmorLite™
  - Lug: copper/nickel plate per QQ-N-290

Color Code	
Code	Color
0	Black
1	Brown
2	Red
3	Orange
4	Yellow
5	Green
6	Blue
7	Violet
8	Gray
9	White



Dimensions					
Size Code	Tube I.D. After (Recovered) Ref	As Supplied Core I.D. /Ref	Wire Bundle Range Ref		Armorlite™ Braid
			Min	Max	
0250	.250 (6.4)	.80 (20.3)	.35 (8.9)	.65 (16.5)	103-051-008
0375	.375 (9.5)	1.18 (30.0)	.55 (14.0)	1.00 (25.4)	103-051-012
0625	.625 (15.9)	2.00 (50.8)	.85 (21.6)	1.65 (41.9)	103-051-020

# Autoshrink™ F Cold-Action Shrink Boots and Tubing



## 777-012/013 Lipped, Standard or Short Straight Boot

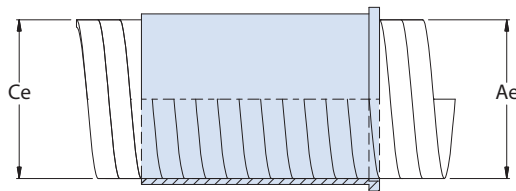


Lipped boots provide mechanical and environmental protection from damage and debris. Advanced fluid and solvent resistant Autoshrink™ F boots are suitable for immersion in jet fuel, diesel, lubricants, and solvents. Select short boots where space is a limited and a lower profile is needed. Shrink boots are RoHS compliant and flame resistant. Service temperature range is -65°C to 200°C. Shrink boots are water-tight when installed with 779-006 adhesive. Lipped boots lock into boot groove located on adapter. Choose boot size based on adapter and cable diameter.

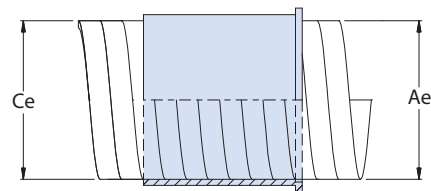
How to Order	
Sample Part Number	777 -012 S 03
Product Series	777 = Autoshrink™
Basic Number	012 = Standard lipped boot, no eyelet, Autoshrink™ F 013 = Short lipped boot, no eyelet, Autoshrink™ F
Angular Function	S = Straight
Size Code	See dimensions table

### NOTES

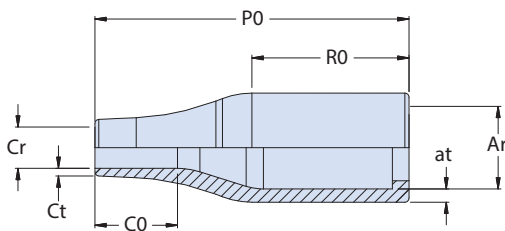
1. Autoshrink™ F adhesive 779-006 sold separately
2. Number engraved on boot
3. Material:
  - Boot: Duraelectric™ F, blue



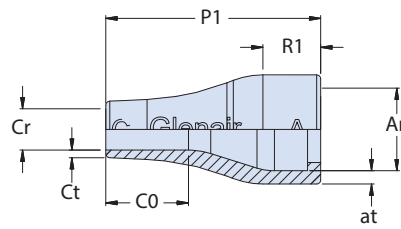
AS SUPPLIED



AS SUPPLIED



RECOVERED (-012)



RECOVERED (-013)

Dimensions														
Boot Size	Glenair Part Marking <sup>2</sup>	AS85049/140 Ref	Shell Size	Ae Dia Min	Ce Dia Min	Ar Dia Max	at ±30%	Cr Dia Max	ct ±20%	C0 Ref	P0 ±10%	P1 ±10%	R0 Ref	R1 Ref
03	S03	01	8,10	.75(19.1)	.75(19.1)	.413(10.5)	.063(1.6)	.197(5.0)	.035(0.9)	.394(10.0)	1.496(38.0)	1.024(26.0)	.748(19.0)	.276(7.0)
04	S04	02	11-16	.75(19.1)	.75(19.1)	.551(14.0)	.071(1.8)	.236(6.0)	.039(1.0)	.630(16.0)	2.165(55.0)	1.693(43.0)	1.181(30.0)	.709(18.0)
05	S05	03	16-17	1.25(31.8)	1.25(31.8)	.709(18.0)	.071(1.8)	.276(7.0)	.047(1.2)	.748(19.0)	2.638(67.0)	1.850(47.0)	1.299(33.0)	.512(13.0)
06	S06	04	17-21	1.25(31.8)	1.25(31.8)	.866(22.0)	.079(2.0)	.335(8.5)	.047(1.2)	.787(20.0)	3.150(80.0)	2.362(60.0)	1.575(40.0)	.787(20.0)
07	S07	05	21-23	1.45(36.8)	1.45(36.8)	1.102(28.0)	.087(2.2)	.394(10.0)	.051(1.3)	1.142(29.0)	3.898(99.0)	3.150(80.0)	2.165(55.0)	1.417(36.0)
08	S08	06	25	2.25(57.2)	2.25(57.2)	1.378(35.0)	.130(3.3)	.591(15.0)	.063(1.6)	1.575(40.0)	5.118(130.0)	4.331(110.0)	1.969(50.0)	1.181(30.0)
09	S09	07		2.75(69.9)	2.75(69.9)	1.752(44.5)	.150(3.8)	.661(16.8)	.079(2.0)	2.283(58.0)	6.693(170.0)	5.910(150.0)	3.543(90.0)	2.760(70.0)
10	S10	08		4.00(101.6)	4.00(101.6)	2.250(57.2)	.160(4.1)	1.06(26.9)	.130(3.3)	2.068(52.5)	7.700(195.6)	N/A	4.005(102.0)	N/A



# SERIES 77

# Autoshrink™ F Cold-Action Shrink Boots and Tubing



## 777-012 Lipped, Right Angle Boot

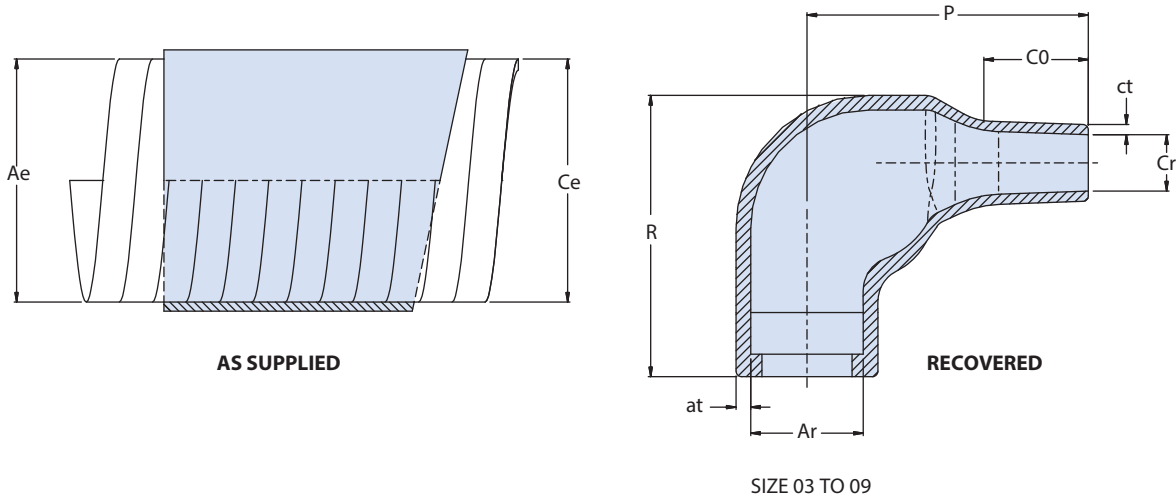


Lipped boots provide mechanical and environmental protection from damage and debris. Advanced fluid and solvent resistant Autoshrink™ F boots are suitable for immersion in jet fuel, diesel, lubricants, and solvents. Shrink boots are RoHS compliant and flame resistant. Service temperature range is -65°C to 200°C. Boots are water-tight when installed with adhesive. Lipped boots lock into boot groove located on adapter. Choose boot size based on adapter and cable diameter.

How to Order				
Sample Part Number	777	-012	A	03
Product Series	777 = Autoshrink™			
Basic Number	012 = Standard lipped boot, no eyelet, Autoshrink™ F			
Angular Function	A = 90°			
Size Code	See dimensions table			

### NOTES

1. Autoshrink™ F adhesive 779-006 sold separately
2. Number engraved on boot
3. Material:
  - Boot: Duraelectric™ F, blue



Dimensions												
Boot Size	Glenair Part Marking <sup>2</sup>	AS85049/140 Ref	Shell Size	Ae Dia Min	Ce Dia Min	Ar Dia Max	at ±30%	Cr Dia Max	ct ±20%	C0 Ref	P ±20%	R Ref
03	A03	01	9	.75(19.1)	.75(19.1)	.394 (10.0)	.063(1.6)	.197(5.0)	.035(0.9)	.394(10.0)	.984 (25.0)	.984 (25.0)
04	A04	02	11-15	.75(19.1)	.75(19.1)	.532 (13.5)	.071(1.8)	.217(5.5)	.039(1.0)	.472 (12.0)	1.260 (32.0)	1.063 (27.0)
05	A05	03	13-17	1.25(31.8)	1.25(31.8)	.709 (18.0)	.071(1.8)	.276(7.0)	.047(1.2)	.591 (15.0)	1.535 (39.0)	1.260 (32.0)
06	A06	04	17-21	1.25(31.8)	1.25(31.8)	.886 (22.5)	.079(2.0)	.335(8.5)	.047(1.2)	.630 (16.0)	1.929 (49.0)	1.496 (38.0)
07	A07	05	21-23	1.45(36.8)	1.45(36.8)	1.102 (28.0)	.087(2.2)	.394(10.0)	.059(1.5)	.709 (18.0)	2.165 (55.0)	1.850 (47.0)
08	A08	06	23-25	2.25(57.2)	2.25(57.2)	1.378 (35.0)	.130(3.3)	.591(15.0)	.079(2.0)	1.260 (32.0)	3.150 (80.0)	2.165 (55.0)
09	A09	07	25-33	2.75(69.9)	2.75(69.9)	1.752 (44.5)	.150(3.8)	.661(16.8)	.079(2.0)	1.890 (48.0)	4.250 (108.0)	2.680 (68.0)

# Autoshrink™ F Cold-Action Shrink Boots and Tubing



## 777-012 Lipped, 45° Angle Boot

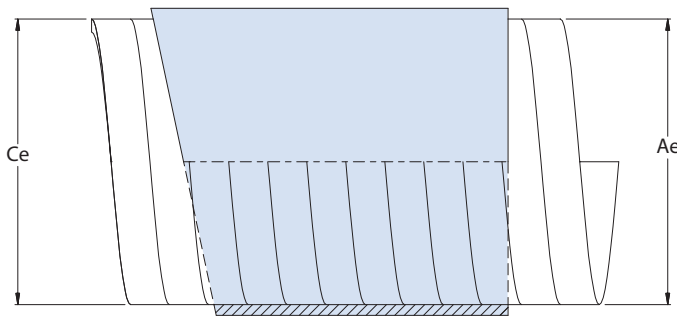


Lipped boots provide mechanical and environmental protection from damage and debris. Advanced fluid and solvent resistant Autoshrink™ F boots are suitable for immersion in jet fuel, diesel, lubricants, and solvents. Shrink boots are RoHS compliant and flame resistant. Service temperature range is -65°C to 200°C. Shrink boots are water-tight when installed with 779-006 adhesive. Lipped boots lock into boot groove located on adapter. Choose boot size based on adapter and cable diameter.

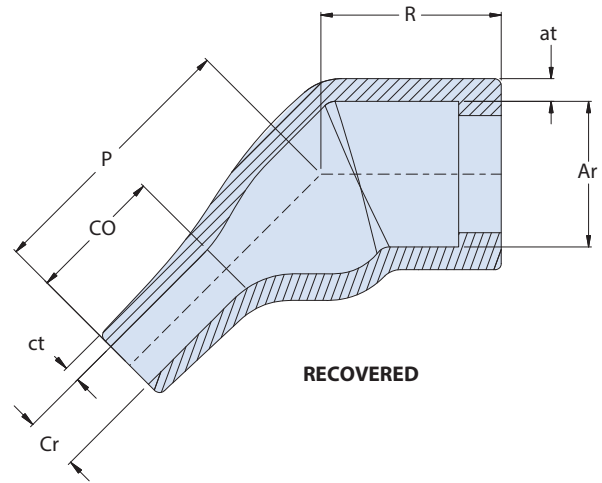
How to Order	
Sample Part Number	777 -012 B 04
Product Series	777 = Autoshrink™
Basic Number	012 = Standard lipped boot, no eyelet, Autoshrink™ F
Angular Function	B = 45°
Size Code	See dimensions table

### NOTES

1. Duraelectric™ F adhesive 779-006 sold separately
2. Number engraved on boot
3. Material:
  - Boot: Duraelectric™ F, blue



AS SUPPLIED



RECOVERED

Boot Size	Glenair US Part Marking <sup>2</sup>	Shell Size	Ae Dia Min	Ce Dia Min	Ar Dia Max	at ±30%	Cr Dia Max	ct ±20%	CO Ref	P ±10%	R Ref
04	B04	11-15	.75(19.1)	.75(19.1)	.551(14.0)	.071(1.8)	.236(6.0)	.039(1.0)	.354(9.0)	1.180(30.0)	.748(19.0)
05	B05	13-17	1.25(31.8)	1.25(31.8)	.709(18.0)	.079(2.0)	.276(7.0)	.071(1.8)	.591(15.0)	1.378(35.0)	.984(25.0)
06	B06	17-21	1.25(31.8)	1.25(31.8)	.866(22.0)	.079(2.0)	.335(8.5)	.071(1.8)	.709(18.0)	1.575(40.0)	1.260(32.0)
07	B07	21-23	1.45(36.8)	1.45(36.8)	1.102(28.0)	.087(2.2)	.394(10.0)	.079(2.0)	.709(18.0)	1.772(45.0)	1.496(38.0)

# SERIES 77

# Autoshrink™ F Cold-Action Shrink Boots and Tubing



## 777-022 Straight Wall Tubing

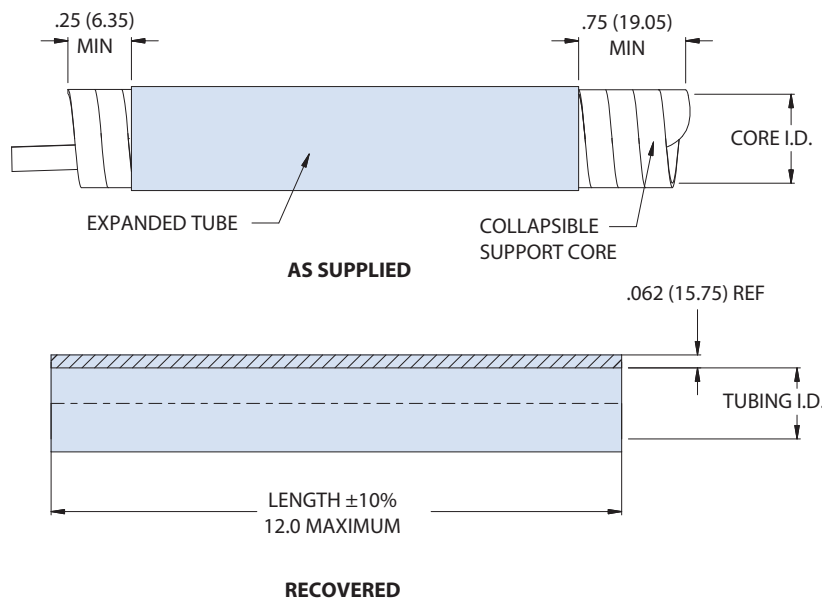


Straight wall tubing provides a quick, reliable method of repairing the outer jacket of Duralectric™ cables while providing mechanical and environmental protection from damage and debris. Advanced fluid and solvent resistant Autoshrink™ F boots are suitable for immersion in jet fuel, diesel, lubricants, and solvents. Shrink boots are RoHS compliant and flame resistant. Service temperature range is -65°C to 200°C. Shrink boots are water-tight when installed with 779-006 adhesive. Choose boot based on cable diameter.

How to Order				
Sample Part Number	777	-022	-0625	-6
Product Series	777 = Autoshrink™			
Basic Part Number	-022 = Straight wall tubing, Autoshrink™ F			
Size Code	See dimensions table			
Length	Dimension in one inch increments; 12 inches maximum			

### NOTES

1. Duralectric™ F adhesive 779-006 sold separately
2. Length in expanded form may be less than length after unrestricted shrinkage
3. Material:
  - Tubing: Duralectric™ F, blue
  - Extruded wall thickness: .062



Dimensions				
Size Code	Tube I.D after unrestricted shrinkage (Ref)	As Supplied Core I.D. (Ref)	Reference Wire Bundle Range	
			Min	Max
0250	.250 (6.35)	.80 (20.3)	.35 (8.9)	.65 (16.5)
0375	.375 (9.52)	1.18 (30.0)	.55 (14.0)	1.00 (25.4)
0625	.625 (15.88)	2.00 (50.8)	.85 (21.6)	1.65 (41.9)
0750	.750 (19.05)	2.25 (57.2)	1.00 (25.4)	2.00 (50.8)
0937	.937 (23.80)	2.75 (69.9)	1.25 (31.8)	2.50 (63.5)
1437	1.437 (36.5)	4.00 (101.6)	2.00 (50.8)	3.85 (97.8)

# Autoshrink™ T Cold-Action Shrink Boots and Tubing



## 777-025/-026 Lipped, Standard or Short Straight Boot

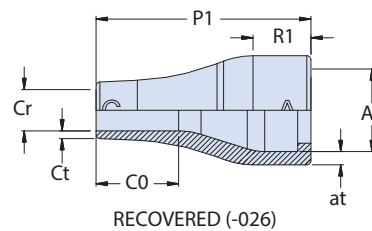
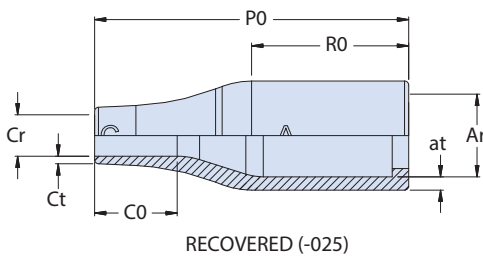
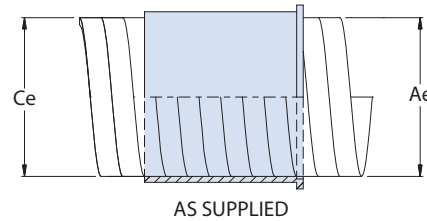
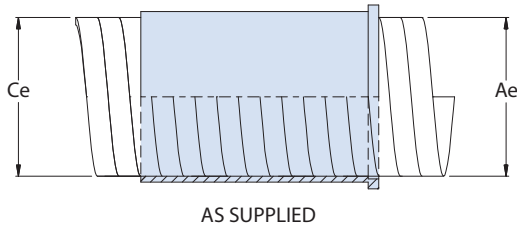


Lipped boots provide mechanical and environmental protection from damage and debris. High temperature boots operate continuously from -65°C to 300°C. Material is water-tight when used in conjunction with 779-008 adhesive. Choose boot based on shell size. Select low profile short boot where space is a concern.

How to Order				
Sample Part Number	777	-025	S	03
Product Series	777 = Autoshrink™			
Basic Number	025 = Standard lipped boot, no eyelet, Autoshrink™ T 026 = Short lipped boot, no eyelet, Autoshrink™ T			
Angular Function	S = Straight			
Size Code	See dimensions table			

### NOTES

- High-temperature silicone adhesive 779-008 sold separately
- Number engraved on boot
- Material:
  - Boot: silicone, red




Dimensions													
Boot Size	Glenair US Part Marking <sup>2</sup>	AS85049/140 Ref	Ae Dia Min	Ce Dia Min	Ar Dia Max	at ±30%	Cr Dia Max	ct ±20%	C0 Ref	P0 ±10%	P1 ±10%	R0 Ref	R Ref
03	S03	01	.45(11.4)	.45(11.4)	.413(10.5)	.063(1.6)	.197(5.0)	.035(0.9)	.394(10.0)	1.496(38.0)	1.024(26.0)	.748(19.0)	.276(7.0)
04	S04	02	.45(11.4)	.45(11.4)	.551(14.0)	.071(1.8)	.236(6.0)	.039(1.0)	.630(16.0)	2.165(55.0)	1.693(43.0)	1.181(30.0)	.709(18.0)
05	S05	03	.75(19.1)	.75(19.1)	.709(18.0)	.071(1.8)	.276(7.0)	.047(1.2)	.748(19.0)	2.638(67.0)	1.850(47.0)	1.299(33.0)	.512(13.0)
06	S06	04	.75(19.1)	.75(19.1)	.866(22.0)	.079(2.0)	.335(8.5)	.047(1.2)	.787(20.0)	3.150(80.0)	2.362(60.0)	1.575(40.0)	.787(20.0)
07	S07	05	.75(19.1)	.75(19.1)	1.102(28.0)	.087(2.2)	.394(10.0)	.051(1.3)	1.142(29.0)	3.898(99.0)	3.150(80.0)	2.165(55.0)	1.417(36.0)
08	S08	06	1.45(36.8)	1.45(36.8)	1.378(35.0)	.130(3.3)	.591(15.0)	.063(1.6)	1.575(40.0)	5.118(130.0)	4.331(110.0)	1.969(50.0)	1.181(30.0)
09	S09	07	1.45(36.8)	1.45(36.8)	1.752(44.5)	.150(3.8)	.661(16.8)	.079(2.0)	2.283(58.0)	6.693(170.0)	5.910(150.0)	3.543(90.0)	2.760(70.0)
10	S10	08	2.75(69.9)	2.75(69.9)	2.250(57.2)	.160(4.1)	1.06(26.9)	.130(3.3)	2.068(52.5)	7.700(195.6)	N/A	4.005(102.0)	N/A

# SERIES 77

# Autoshrink™ T Cold-Action Shrink Boots and Tubing



## 777-025 Lipped, Right Angle Boots

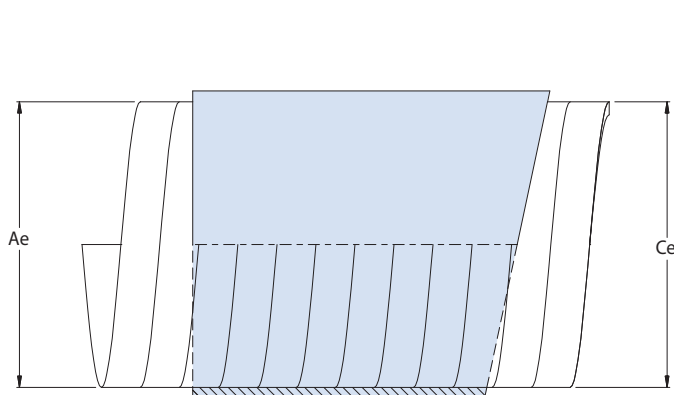


Lipped, boots provide mechanical and environmental protection from damage and debris. High temperature boots operate continuously from -65°C to 300°C. Material is water-tight when used in conjunction with 779-008 adhesive. Choose boot based on shell size.

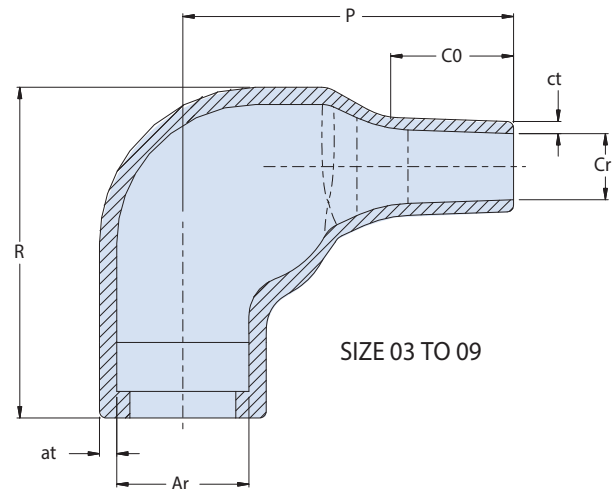
How to Order				
Sample Part Number	777	-025	A	03
Product Series	777 = Autoshrink™			
Basic Number	025 = Standard lipped boot, no eyelet, Autoshrink™ T			
Angular Function	A = 90°			
Size Code	See dimensions table			

### NOTES

1. High-temperature silicone adhesive 779-008 sold separately
2. Number engraved on boot
3. Material:
  - Boot: silicone, red



AS SUPPLIED



SIZE 03 TO 09

RECOVERED

Boot Size	Glenair US Part Marking <sup>2</sup>	AS85049/140 Ref	Ae Dia Min	Ce Dia Min	Ar Dia Max	at ±30%	Cr Dia Max	ct ±20%	C0 Ref	P ±20%	R Ref
03	A03	01	.45(11.4)	.45(11.4)	.394(10.0)	.063(1.6)	.197(5.0)	.035(0.9)	.394(10.0)	.984(25.0)	.984(25.0)
04	A04	02	.45(11.4)	.45(11.4)	.532(13.5)	.071(1.8)	.217(5.5)	.039(1.0)	.472(12.0)	1.260(32.0)	1.063(27.0)
05	A05	03	.75(19.1)	.75(19.1)	.709(18.0)	.071(1.8)	.276(7.0)	.047(1.2)	.591(15.0)	1.535(39.0)	1.260(32.0)
06	A06	04	.75(19.1)	.75(19.1)	.886(22.5)	.079(2.0)	.335(8.5)	.047(1.2)	.630(16.0)	1.929(49.0)	1.496(38.0)
07	A07	05	.75(19.1)	.75(19.1)	1.102(28.0)	.087(2.2)	.394(10.0)	.059(1.5)	.709(18.0)	2.165(55.0)	1.850(47.0)
08	A08	06	1.45(36.8)	1.45(36.8)	1.378(35.0)	.130(3.3)	.591(15.0)	.079(2.0)	1.260(32.0)	3.150(80.0)	2.165(55.0)
09	A09	07	1.45(36.8)	1.45(36.8)	1.752(44.5)	.150(3.8)	.661(16.8)	.079(2.0)	1.890(48.0)	4.250(108.0)	2.680(68.0)

# Autoshrink™ T Cold-Action Shrink Boots and Tubing



## 777-025 Lipped, 45° Angle Boots

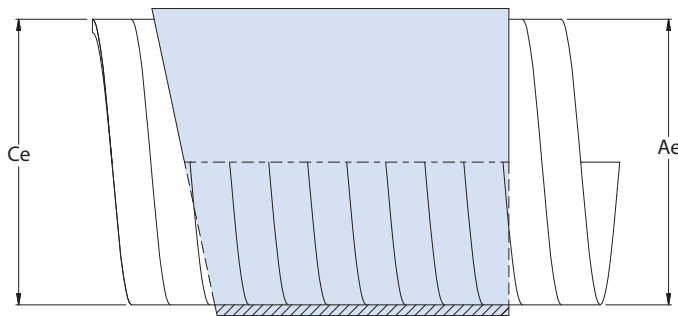


Lipped boots provide mechanical and environmental protection from damage and debris. High temperature boots operate continuously from -65°C to 300°C. Material is water-tight when used in conjunction with 779-008 adhesive. Choose boot based on shell size.

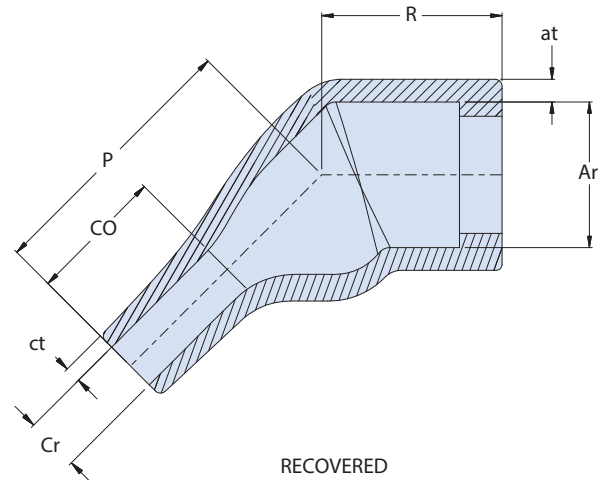
How to Order				
Sample Part Number	777	-025	B	03
Product Series	777 = Autoshrink™			
Basic Number	025 = Standard lipped boot, no eyelet, Autoshrink™ T			
Angular Function	B = 45°			
Size Code	See dimensions table			

### NOTES

1. High-temperature silicone adhesive 779-008 sold separately
2. Number engraved on boot
3. Material:
  - Boot: silicone, red



AS SUPPLIED



RECOVERED

Dimensions										
Boot Size	Glenair US Part Marking <sup>2</sup>	Ae Dia Min	Ce Dia Min	Ar Dia Max	at ±30%	Cr Dia Max	ct ±20%	CO Ref	P ±10%	R Ref
04	B04	.45(11.4)	.45(11.4)	.551(14.0)	.071(1.8)	.236(6.0)	.039(1.0)	.354(9.0)	1.180(30.0)	.748(19.0)
05	B05	.75(19.1)	.75(19.1)	.709(18.0)	.079(2.0)	.276(7.0)	.071(1.8)	.591(15.0)	1.378(35.0)	.984(25.0)
06	B06	.75(19.1)	.75(19.1)	.866(22.0)	.079(2.0)	.335(8.5)	.071(1.8)	.709(18.0)	1.575(40.0)	1.260(32.0)
07	B07	.75(19.1)	.75(19.1)	1.102(28.0)	.087(2.2)	.394(10.0)	.079(2.0)	.709(18.0)	1.772(45.0)	1.496(38.0)

# SERIES 77 Autoshrink™ T Cold-Action Shrink Boots and Tubing



## 777-030 Straight Wall Tubing

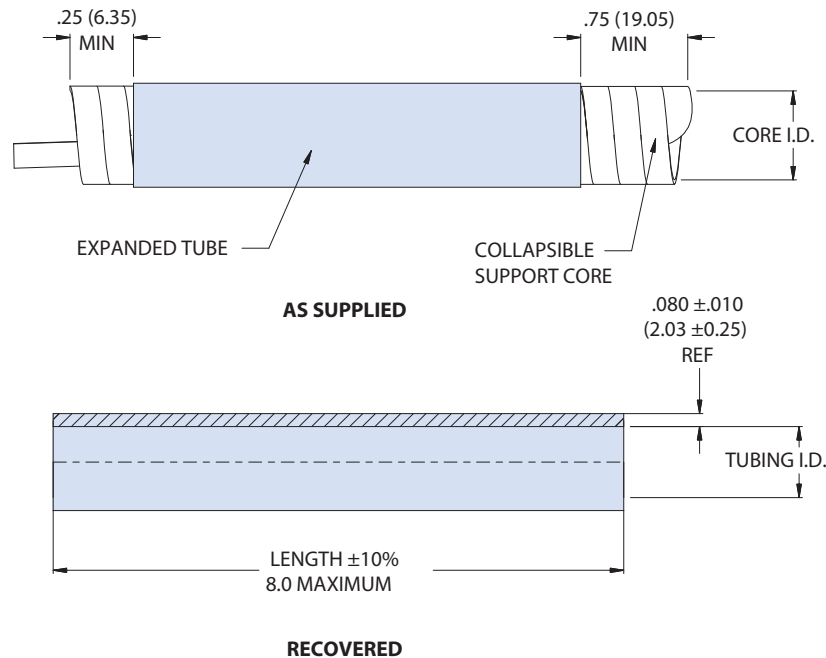


Straight wall tubing provides a quick, reliable method of repairing the outer jacket of Duraelectric™ cables while providing mechanical and environmental protection from damage and debris. High temperature tubing operates continuously from -65°C to 300°C. Material is water-tight when used in conjunction with 779-008 adhesive. Choose tubing based on cable diameter.

How to Order				
Sample Part Number	777	-030	-0500	-6
Product Series	777 = Autoshrink™			
Basic Part Number	-030 = Straight wall tubing, Autoshrink™ T			
Size Code	See dimensions table			
Length	Dimension in one inch increments; 8 inches maximum			

### NOTES

1. High-temperature silicone adhesive 779-008 sold separately
2. Length in expanded form may be less than length after unrestricted shrinkage
3. Material:
  - Tubing: silicone, red





Dimensions				
Size Code	Tube I.D after unrestricted shrinkage (Ref)	As Supplied Core I.D. (Ref)	Reference Wire Bundle Range	
			Min	Max
0250	.250 (6.4)	.50 (12.9)	.30 (7.1)	.45 (11.4)
0500	.500 (12.7)	1.18 (30.0)	.60 (14.7)	1.05 (26.7)

# TURNKEY OPTICAL AND ELECTRICAL INTERCONNECT ASSEMBLIES AND INTEGRATED SYSTEMS



customer bespoke harnesses,  
overmolded assemblies, conduit,  
and integrated systems




## TURNKEY FIBER OPTIC CABLE ASSEMBLIES



Environmental overmolded  
fiber optic cable assembly



Multi-way inside-the-box  
D38999-to-ST assembly



GFOCA (IAW M83526)  
environmental cable assembly



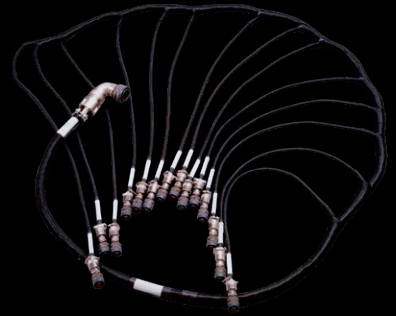
**COMPLEX MULTIBRANCH AND OVERMOLDED CABLE ASSEMBLIES**



F/A-18 radar pantograph assembly



Overmolded cable assembly



AWACS radar assembly



Hybrid fabric braid and overmolded environmental cable assembly




"Golden Umbilical" life-support umbilical cable for first American spacewalk, 1965



Soldier radio power and USB data overmolded cable assembly

**TURNKEY FACTORY-TERMINATED CONDUIT ASSEMBLIES**



Complex multibranch fighter jet electrical wire conduit assembly




Lightweight, halogen-free rail industry wire conduit assembly



Crush-resistant commercial aerospace metal-core conduit assembly

**INTEGRATED SYSTEMS**



Precision-machined, injection molded or stamped-and-formed boxes and structural members

+



Multibranch interconnect cable harnesses and assemblies—terminated, tested, and ready for use

=



Turnkey integrated system components: Vertically integrated manufacturing, from backplanes to avionic control panels

# METALLIC AND NON-METALLIC BRAIDED SHIELDING

EMI screening · weight reduction ·  
abrasion protection · spot repair



**Glenair**

**BRAIDED WIRE PROTECTION**  
Lightweight Metallic and Non-Metallic Shielding for Electrical Wire Interconnect Systems  
EMI/RFI · ABRASION PROTECTION · GROUNDING  
JANUARY 2017

**Glenair**

**LIGHTWEIGHT ARMORLITE™**  
Microfilament nickel-clad expandable stainless steel EMI/RFI braided shielding

- Ultra lightweight EMI/RFI braided shielding for high-temperature applications 400°C to 1200°C
- Microfilament stainless steel braided shielding for high-temperature applications 400°C to 1200°C
- Microfilament stainless steel braided shielding for high-temperature applications 400°C to 1200°C
- Outstanding EMI/RFI shielding and conductivity
- Aerospace environment qualified
- Superior flexibility and "roll-down" resistance: 90 to 95% optical coverage
- 70,000 psi (min.) tensile strength
- Best performing metallic braid during lightning tests (MIL-ANSI-ESD-364, 75-1997 Waveform 5B)

Save weight and money every time you fly. All-Alt Height (AAH) has met its match. ArmorLite™ microfilament stainless steel braid saves pounds compared to standard QQ-S-270/A-99569 EMI/RFI shielding. ArmorLite™ is an expandable, flexible, high-strength, conductive stainless steel microfilament braid material designed for use as EMI/RFI shielding in high-performance wire interconnect systems. The principal benefit of ArmorLite™ is its extreme light weight compared to conventional nickel-clad copper shielding. By way of comparison, 100 feet of 8.8 inch ArmorLite™ is more than four pounds lighter than standard 375 A-A-99569 shielding. Plus, ArmorLite™ offers superior temperature tolerance compared to other lightweight tubular braided shielding including microfilament composite technologies.

**Glenair**

**MasterWrap™**  
ARMORLITE™ SELF-WRAPPING WIRE PROTECTION SAVES TIME AND WEIGHT  
SEPTEMBER 2015

FLEXIBLE, LIGHTWEIGHT WRAPAROUND SHIELD BRAID

**Glenair**

**LIGHTWEIGHT AmberStrand®**  
Composite metal-clad EMI/RFI braided shielding

The smart way to reduce launch and flight weights in aerospace systems

- Metal-clad EMI/RFI Shielding with a lightweight composite thermoplastic base material
- Highly conductive surface plating
- Reduce shielding weight up to 80% and more
- Reduce operation costs by permanently reducing launch and aircraft all-up weights
- Supports high frequency shielding compared to plated and nickel plated copper
- Exceptional tensile strength: 950,000 psi (min)

For many applications, the cable shield is the most important element in controlling EMI. Unfortunately, metal shielding—especially when applied in multiple layers—can be extremely heavy. The opportunity to provide robust EMI shielding at a fraction of the weight is the principal advantage of composite thermoplastic EMI/RFI braided shield from AmberStrand® material. Transfer impedance test reports demonstrate the effectiveness of the material compared to conventional metal solutions. So get smart! Reduce weight and save money with AmberStrand®.

**Glenair**

**GENERAL DUTY · MIL-SPEC · LIGHTWEIGHT · SPECIALS**  
**BRAIDED GROUND STRAPS**  
OCTOBER 2014

**ARMORLITE™ MESH TAPE**

For spot EMI/RFI shielding coverage and reinforcement of cable interstices



The most innovative line of metallic, monofilament non-metallic, and microfilament composite and stainless steel braiding solutions for environmental, mechanical, and EMC shielding in the world. From high-temperature fiberglass tubular shielding for engine applications to ultra-lightweight EMI/RFI braided shielding for electrical wire interconnect grounding applications, Glenair offers the industry's most versatile range of solutions.