

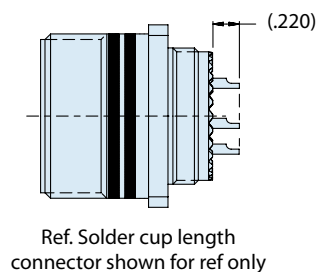
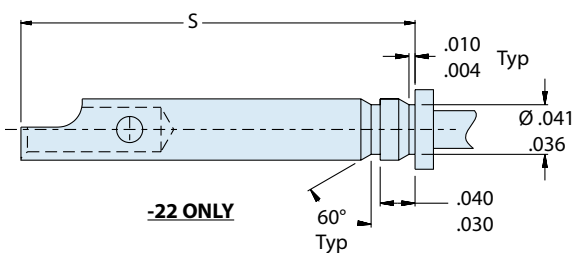
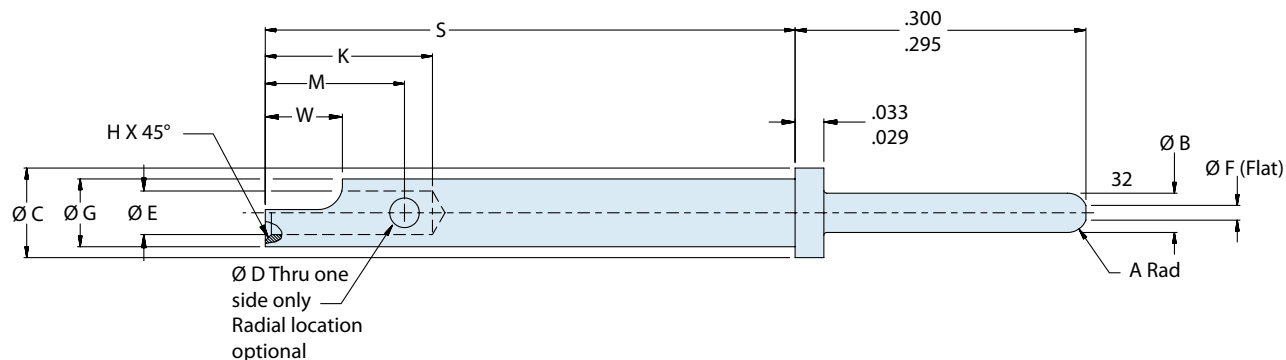


**Pin Contact with Extended Rear Solder Cup**



Mating End Size	Military Part Number	Glenair Part Number
22	N/A	850-017-22
20	N/A	850-017-20
16	N/A	850-017-16
12	N/A	850-017-12

D



**850-017**  
**M39029/58 Type**  
**Pin Contact With Extended Rear Solder Cup**



Special  
Purpose

**TABLE I: CONNECTOR DIMENSIONS**

Size	Part Number	A Rad	Ø B	Ø C	Ø D	Ø E	Ø F	Ø G	H	K	M	S	W
22	850-017-22	.020 .010	.0305 .0295	.062 .060	.022 .018	.036 .034	.011 max	.048 .046	.005 .003	.160 .130	.125	.780	.080 .050
20	850-017-20	.025 .020	.041 .039	.094 .091	.032 .026	.048 .042	.015 max	.070 .068	.010 .005	.230 .200	.185	.780	.105 .075
16	850-017-16	.025 .020	.0635 .0616	.130 .127	.042 .036	.080 .070	.030 .011	.103 .101	.010 .005	.230 .200	.180	.780	.105 .075
12	850-017-12	.025 .020	.095 .093	.182 .179	.042 .036	.120 .112	.062 .043	.151 .148	.016 .005	.230 .200	.180	.780	.115 .085

D

**Material and Finish**

Contact Body: Copper alloy, plated with 50 microinches gold per ASTM B488 Type II code C over 50–100 microinches nickel IAW SAE AMS-QQ-N-290, class II